



义务教育教科书

英语

English

七年级上册

 译林出版社

义务教育教科书

英语

English

更多资料及加群

请加千千老师微信



七年级上册

译林出版社

Originally published by Oxford University Press (China) Limited

© Oxford University Press 2001

This edition © Writing Group of *English*, Oxford University Press (China) Limited and Yilin Press 2012

“Oxford” is a registered trademark of Oxford University Press

牛津大学出版社(中国)有限公司原版

© Oxford University Press 2001

本版©《英语》编写组、牛津大学出版社(中国)有限公司和译林出版社 2012

Oxford 为牛津大学出版社的注册商标。

版权所有。未经版权所有人书面许可,不得在任何地区以任何形式、任何媒介、任何文字翻印、仿制或转载本书的内容、文字或图片。

英语(七年级上册)

原作者	Catherine Dawson (英)
英方主编	牛津大学出版社(中国)有限公司英语教材编写委员会
中方主编	王守仁 何 锋
副主编	朱善萍 顾爱彬
编写	杨亚建 马 黎 田 莉 万红红 周桂良 魏 惠 李 娜 汪 磊
责任编辑	杨亚建 戴菊杰
装帧设计	牛津大学出版社(中国)有限公司 设计部 译林出版社 韦 枫
插图	蔡文勇 侯海屏 笄贞子

出版	译林出版社
地址	南京市湖南路 1 号 A 楼
邮箱	jiaocai@yilin.com
购买热线	400-928-9069
教材热线	025-83658349, 83672889
重印	江苏凤凰出版传媒股份有限公司
发行	江苏凤凰出版传媒股份有限公司
印刷	江苏凤凰盐城印刷有限公司
开本	787 毫米×1092 毫米 1/16
印张	9
版次	2012 年 6 月第 2 版
印次	2021 年 5 月第 10 次印刷
标准书号	ISBN 978-7-5447-2892-8
定价	8.96 元



版权所有·侵权必究

如发现印、装质量问题,请与凤凰传媒联系。电话:400-828-1132

致同学

欢迎来到我们的英语学习乐园。这里有新鲜、丰富的话题，纯正、规范的语言，有趣、多样的练习。这是教材，但又不仅仅是教材。

在这里，我们将通过参与、探究和合作等实践方式，学会如何用英语与他人交流，表达自己的思想。在这里，我们将领略别样文化，体验异域风情，探寻更广阔的学习天地。

这是埃迪 (Eddie) ，这是霍波 (Hobo) ，他俩将伴随我们一起走过三年的学习时光。本学期我们共学习八个单元。每单元开篇的卡通画 (Comic strip) 以风趣的漫画、简洁的对白带我们开始新单元的学习。接下来的导入 (Welcome to the unit)，一组图片、一段对话，会激活我们关于单元话题已有的知识储备。阅读 (Reading) 是我们的重点学习板块。在本学期的学习中，我们一起聊聊生活中有趣的话题。首先让我们向小伙伴们介绍自己以及一同学习、生活的好朋友，谈论喜欢的体育运动，描述各自美丽的校园和丰富多彩的学校生活；然后，我们还会了解中西方节日有趣的传统和习俗，并在日常生活中关注健康的饮食和生活方式；也在闲暇之余谈论购物消费和时尚潮流。语法板块 (Grammar) 主要梳理本单元出现的重点语言现象，帮助我们更好地掌握语法规则。综合技能 (Integrated skills) 中的听、说、读、写训练，着重培养我们的语言综合运用能力。学习技能 (Study skills) 介绍一些具体的学习方法，本册语音、语调相关知识的学习，将有助于我们准确地拼读、记忆单词，了解语音、语调的变化，从而更好地理解并表达自己的观点。学完一个单元，大家一定跃跃欲试，想动手写一写吧！任务板块 (Task) 引导我们整理思路、组织语言，再落笔成文。最后，通过自我评价 (Self-assessment)，我们将体验收获的快乐。如果还想接受更高的挑战，每个模块 (四个单元) 之后的课题 (Project) 是我们大显身手的好地方！

现在，让我们放松心情，一起走进这个乐园吧。祝大家学习愉快！


Contents

	Unit	Welcome to the unit	Reading	Grammar
Getting to know each other	1 This is me! (p. 6)	Greetings (p. 7)	Welcome to Class 1, Grade 7! (pp. 8–10)	Simple present tense of the verb <i>to be</i> (pp. 11–12)
	2 Let's play sports! (p. 18)	Sports (p. 19)	My favourite football player (pp. 20–22)	Simple present tense of the verb <i>to do</i> (pp. 23–24)
	3 Welcome to our school! (p. 30)	A Subjects B School Open Day (p. 31)	Welcome to our school! (pp. 32–34)	A Personal pronouns (subject form) (p. 35) B Personal pronouns (object form) (p. 36)
	4 My day (p. 42)	A day at school (p. 43)	School life (pp. 44–46)	A Prepositions of time (p. 47) B Adverbs of frequency (p. 48)
Module 1				
Colourful life	5 Let's celebrate! (p. 56)	Festivals (p. 57)	Halloween (pp. 58–60)	Asking <i>wh-</i> questions (pp. 61–62)
	6 Food and lifestyle (p. 68)	All kinds of food (p. 69)	Keeping fit (pp. 70–72)	Countable and uncountable nouns (pp. 73–74)
	7 Shopping (p. 80)	A Shops B Talking about presents (p. 81)	Going shopping (pp. 82–84)	A Using <i>some/any</i> (p. 85) B Using <i>there be</i> (p. 86)
	8 Fashion (p. 92)	Clothes (p. 93)	The fashion show (pp. 94–96)	Present continuous tense (pp. 97–98)
Module 2				
Appendices: English sounds (pp. 106–107) Notes (pp. 108–115) Grammar check (pp. 116–123)				

Integrated skills	Study skills	Task	Self-assessment	Project
A Meeting my new friends (pp. 13–14) B Speak up: Glad to meet you. (p. 14)	Vowels (I) (p. 15)	Introducing yourself (pp. 16–17)	(p. 17)	My friend (pp. 54–55)
A What sport do you like? (pp. 25–26) B Speak up: What do you often do after school? (p. 26)	Vowels (II) (p. 27)	I love sports! (pp. 28–29)	(p. 29)	
A How do you get to school? (pp. 37–38) B Speak up: Do you have a library? (p. 38)	Consonants (I) (p. 39)	My school (pp. 40–41)	(p. 41)	
A A volleyball match (pp. 49–50) B Speak up: What do you like to do at weekends? (p. 50)	Vowels (III) (p. 51)	Are you happy? (pp. 52–53)	(p. 53)	
A Happy Chinese New Year! (pp. 63–64) B Speak up: Have a nice day! (p. 64)	Vowels (IV) (p. 65)	My favourite festival (pp. 66–67)	(p. 67)	Project 1
A How to keep fit (pp. 75–76) B Speak up: What would you like to order? (p. 76)	Consonants (II) (p. 77)	Healthy lifestyle (pp. 78–79)	(p. 79)	
A How do you use your pocket money? (pp. 87–88) B Speak up: What's your size? (p. 88)	Consonants (III) (p. 89)	Let's go shopping! (pp. 90–91)	(p. 91)	
A What can I wear? (pp. 99–100) B Speak up: What's it made of? (p. 100)	Syllables in words (p. 101)	Designing clothes (pp. 102–103)	(p. 103)	
Wordlists (pp. 124–142)		Project 2		
Proper nouns (p. 143)				

Unit 1

This is me!



New school, new friends

This is the first day at Sunshine Middle School. Let's get to know some of the new students.

Task Introduce yourself to your classmates.



Welcome to the unit

Greetings

A The new students in Class 1, Grade 7 at Sunshine Middle School are greeting each other. Read what they say.

Good morning, I'm Zhao Mei.
My English name is Amy.



Hi, I'm Luo Sang. My
English name is Simon.

Hello, I'm Wang Li, and
Millie is my English name.



I'm Zhang Ke. You can
also call me Kitty.

Hi, I'm Li Shanshan. My
English name is Sandy.



My name is Chen Dan, and
Daniel is my English name.

B What greetings do you often use at the following times? Write the correct sentence under each picture.

Good morning.

Good afternoon.

Good evening.

1



2



3





C Millie is greeting Sandy. Work in pairs. Greet your partner and then introduce yourself. Use the conversation below as a model.

Hello.

I'm Millie. What's
your name?

Nice to meet you too.



Hi.

My name is Sandy.
Nice to meet you.





A Welcome to Class 1, Grade 7!



▶ *Millie, Simon, Sandy and Daniel are new students at Sunshine Middle School. Let's meet them.*

Welcome to
Class 1, Grade 7!

Hi! I'm Millie, a new student at Sunshine Middle School. I'm 12 years old. I have short hair. I love reading. Now let's meet my new classmates.



Wang Li/Millie



Luo Sang/Simon

5 Hello! My name is Simon.
I'm tall.
I like sports.
I often play football after school.

Li Shanshan/
Sandy

This is Sandy.
10 She is tall and slim.
Her hair is long.
She likes music.



Chen Dan/
Daniel

This is Daniel.
He is from Nanjing.
15 He is short.
He is good at Maths.



B New students

B1 Help Mr Wu, the English teacher, match the new students with the correct information.




Millie
☐



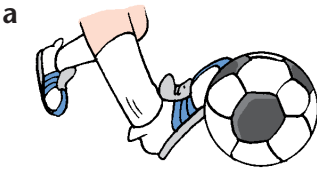
Simon
☐



Daniel
☐



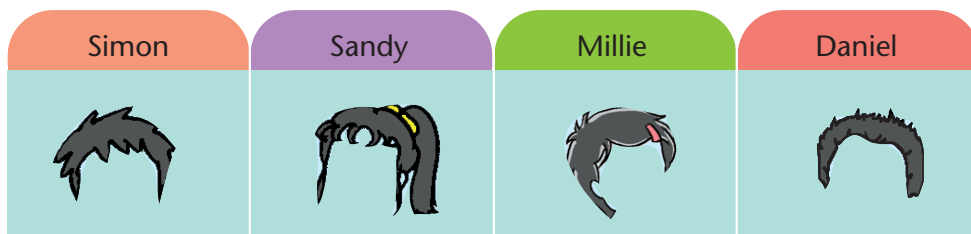
Sandy
☐



B2 Look at Mr Wu's notes below. Write a **T** if a sentence is true or an **F** if it is false.

- | | | |
|---|--------------------------------|-------|
| 1 | Millie is 11 years old. | _____ |
| 2 | Millie has short hair. | _____ |
| 3 | Simon is not tall. | _____ |
| 4 | Simon likes sports. | _____ |
| 5 | Sandy is short. | _____ |
| 6 | Sandy does not have long hair. | _____ |
| 7 | Daniel is tall. | _____ |
| 8 | Daniel is from Nanjing. | _____ |

B3 ▶ Mr Wu is writing about his new students. Help him complete his sentences.



Simon is ⁽¹⁾ _____. He often plays ⁽²⁾ _____ after school. Sandy is tall and slim. She has ⁽³⁾ _____ hair. She likes ⁽⁴⁾ _____. Millie's hair is ⁽⁵⁾ _____. She loves ⁽⁶⁾ _____. Daniel is from ⁽⁷⁾ _____. He is good at ⁽⁸⁾ _____.

C About yourself

▶ Complete the sentences about yourself.

- 1 My name is _____.
- 2 I am a new student at _____.
- 3 I am _____ years old.
- 4 I am from _____.
- 5 I am _____.
- 6 I have _____ hair.
- 7 I love _____.
- 8 I am good at _____.




Grammar

Simple present tense of the verb *to be*

We use the simple present tense to talk about facts and states.



I **am** a student.



Sandy **is** my classmate.



We **are** in Class 1.

We make positive and negative sentences using the verb **to be** in the simple present tense like this:

TIP
I am = I'm
You are = You're
We are = We're
They are = They're
He is = He's
She is = She's
It is = It's

I	am	happy.
You/We/They	are	
He/She/It	is	

I	am not	happy.
You/We/They	are not	
He/She/It	is not	

We ask and answer questions using the verb **to be** in the simple present tense like this:

Am	I	happy?
Are	you/we/they	
Is	he/she/it	

TIP
are not = aren't
is not = isn't

Yes,	I	am.
	you/we/they	are.
	he/she/it	is.

No,	I	am not.
	you/we/they	are not.
	he/she/it	is not.

Millie and her new school

A Millie has some pictures of her new classmates and her teacher. Complete what they are saying with the correct forms of the verb **to be**.

1

My name is Millie.
I _____ 12 years old.



2

Hello, _____
you Simon?




3

They _____ my classmates.
We _____ in Grade 7.



4

Look, Sandy _____
over there.



5

Mr Wu _____ our
English teacher.



6

_____ our school nice,
boys and girls?



B Millie is talking to her new friends. Complete their conversation with the correct forms of the verb **to be**.

Millie: Hi, Sandy. Our school ⁽¹⁾ _____ big.

Sandy: Yes, it ⁽²⁾ _____. The classrooms ⁽³⁾ _____ big too.


Simon: Our teachers ⁽⁴⁾ _____ nice. Mr Wu ⁽⁵⁾ _____ a good teacher.

Sandy: ⁽⁶⁾ _____ he our Chinese teacher?

Millie: No, he ⁽⁷⁾ _____. He ⁽⁸⁾ _____ our English teacher.

Simon: ⁽⁹⁾ _____ you good at English, Sandy?

Sandy: No, I ⁽¹⁰⁾ _____.





Integrated skills

A Meeting my new friends

A1 ▶ Millie is telling her mother about her classmates Kitty and Amy. Look at the profiles below. Help Millie circle the correct answers in the table.

This is Zhang Ke.
Her English name is Kitty.
Her hair is long.
She loves dancing.



This is Zhao Mei.
Her English name is Amy.
She has short hair.
She is good at swimming.



	Kitty	Amy
Age	11/12	11/12
Hair	short/long	short/long
Looks	small/cute	small/cute
Hobby	swimming/dancing	swimming/dancing



A2 ▶ Listen to their conversation and help Millie complete the rest of the table above.



A3 Help Millie complete her notes about her new friends. Then listen to the conversation again and check your answers.

I am at a new school now. I have some new friends. Kitty is ⁽¹⁾ _____. She is ⁽²⁾ _____ years old. Her hair is ⁽³⁾ _____. She loves ⁽⁴⁾ _____. Amy is ⁽⁵⁾ _____. She is ⁽⁶⁾ _____ years old. Her hair is ⁽⁷⁾ _____. She is good at ⁽⁸⁾ _____. I love my new classmates.

Notes

B Speak up: Glad to meet you.



Millie and her cousin Andy are greeting Kitty at school. Work in groups of three and greet each other. Use the conversation below as a model.



Kitty: Hi, Millie.

Millie: Hi, Kitty. This is my cousin Andy. Andy, this is my new classmate Kitty.

Andy: Glad to meet you.

Kitty: Glad to meet you, Andy. Are you in Grade 7 too?

Andy: No, I'm in Grade 8.

Kitty: Oh, I see.

Andy: Our school is nice.

Kitty: Yes, it is. I like it.



Vowels (I)



Read the following words. Pay attention to the sounds of the letters **a**, **e**, **i**, **o** and **u**. They are the same as the sounds of the five letters.

TIP Turn to pages 106 and 107 for more English sounds.

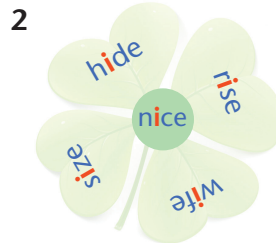

cake	face	game	lake	name	→ /eɪ/
be	he	me	we	these	→ /iː/
bike	fine	kite	rice	time	→ /aɪ/
go	home	no	nose	so	→ /əʊ/
computer	cute	music	pupil	use	→ /juː/

A Read the words below. Then put them in the correct sound groups.

grade he hello like make me music those use white



B Look at the groups of words. Try to read the new words according to the sound of the word in the centre in each group.



C Read the following sentences. Pay attention to the sounds of the letters in bold.

- 1 Listen to the **music**. It's **nice**.
- 2 These **students** often fly kites.
- 3 Those **pupils** like playing **games**.
- 4 He likes the **cute** baby.
- 5 Sometimes we go **home** late.



Task

Introducing yourself



The students are introducing themselves. Read about Daniel.

Daniel

Hello, everyone! I am Daniel. I am 12. I come from Nanjing, but now I live with my family in Beijing.

I am not tall. My hair is very short, and I wear glasses.

I like all the lessons at Sunshine Middle School, and I am good at Maths.

I have some new friends at school. They are all very nice.



Useful expressions

My name is / I am

I am ... (years old).

I am / come from

I live with ... in

I am tall / short / pretty / small

My hair is long / short.

I have long / short hair.

I wear glasses.

I like / love

I am good at dancing / swimming

B Fill in the table with your own information. Then write about yourself. Introduce yourself to the class.

Name	_____
Age	_____
School	_____
Class & Grade	_____
I am from	_____
I live with	_____
I am	_____
I like/love	_____
I am good at	_____



Self-assessment


I can	Examples	Result
1 talk about Millie and her classmates.		
2 use the new words to talk about people.		
3 use the correct forms of the verb to be to talk about myself and my friends.		
4 find more words with the sounds /eɪ/, /iː/, /aɪ/, /əʊ/ and /juː/.		

Result: 😊 Wonderful! 😊 Good! 😊 Not bad!

I need to spend more time on _____.

Unit 2

Let's play sports!



Fun sports

The Class 1, Grade 7 students are writing about their favourite sports.

Task

Write about your favourite sport.



Welcome to the unit

Sports

A The students are talking about their favourite sports. Complete the sentences with the words in the box.

football


swimming

tennis

volleyball

1

We like playing _____.



2

I'm good at playing _____.



3

I love playing _____.



4

I enjoy _____.



B Amy and Simon are talking about sports. Work in pairs and talk about your favourite sport. Use the conversation below as a model.

I like swimming. What's your favourite sport, Simon?

I like playing football.

Do you often play football?

Yes. I often play football after school. What about you?

I go swimming every week.





A My favourite football player



Read Simon's article about his favourite football player, Li Hua.

Sports

My favourite football player



I love sports, and I like football very much. Li Hua is my favourite football star.

Li Hua is 22 years old. He is a new member of Huanghe Football Club. He comes from

5 Guangdong, but now lives in Beijing. He looks strong and plays football very well. Many people like him.

Li Hua plays football every day. In his free time, he studies English. He also enjoys listening to music.

10 It makes him happy.

Li Hua wants to play in the next World Cup. I hope his dream comes true.



B Li Hua, the football player

B1 Millie wants to make a card about Li Hua. Where can she find the information? Help her write the correct paragraph numbers in the blanks.

Information	Paragraph
a What is Li Hua's dream?	_____
b Who is Li Hua?	_____
c Who is Simon's favourite football player?	_____
d What does Li Hua do in his free time?	_____

B2 Millie is asking Simon some questions about Li Hua. Help Simon answer her questions with the words on page 20.

Is Li Hua in any club?

Yes. He's a ⁽¹⁾ _____ of Huanghe Football Club.

How old is he?

He's ⁽²⁾ _____ years old.

How does he look?

He looks ⁽³⁾ _____.

Does he come from Beijing?

No, he doesn't. He ⁽⁴⁾ _____ Guangdong, but now ⁽⁵⁾ _____ Beijing.

Does he play football well?

Yes, he does. Many people ⁽⁶⁾ _____ him.



B3 Here is Millie's card about Li Hua. Help her complete the information on it.

Name	(1) _____
Age	(2) _____
Club	(3) _____
Looks	(4) _____
Comes from	(5) _____
Lives in	(6) _____

B4 Millie has got more information about Li Hua. Help her complete the sentences below.



- Li Hua is Simon's (1) _____ football star.
- Li Hua is a (2) _____ of Huanghe Football Club.
- Li Hua plays football (3) _____.
- Li Hua (4) _____ English in his free time.
- Li Hua also (5) _____ listening to music. It makes him (6) _____.
- Li Hua has a (7) _____. He wants to play in the (8) _____ World Cup.



Simple present tense of the verb to do

We use the simple present tense when we talk about:

TIP For the use of the verb **to be**, see page 11.

things that we often do

Millie **gets up** at 6:30 every morning.

things that are always true

Cats **eat** fish.

things that are true now

Simon **likes** playing football.

We make positive and negative sentences using the verb **to do** in the simple present tense like this:

TIP do not = don't
does not = doesn't

I/You/We/They	like	sports.	I/You/We/They	do not	like sports.
He/She/It	likes		He/She/It	does not	

We ask and answer questions using the verb **to do** in the simple present tense like this:

TIP We do not use **do/does** to form questions when the main verb of the sentence is **to be**.
She **is** a student.
→ **Is** she a student?

Do	I/you/we/they	like sports?	Yes,	I/you/we/they	do.
Does	he/she/it			he/she/it	does.
			No,	I/you/we/they	do not.
				he/she/it	does not.

Remember that we add **-s** to the verb after **he**, **she** or **it**. However, there are some exceptions:

TIP We change **have** to **has** when it comes after **he**, **she** or **it**.
I **have** a ball.
She **has** a ball.

Most verbs	+ s	like → likes	play → plays
Verbs ending in a consonant + y	- y + ies	study → studies	fly → flies
Verbs ending in ch, sh, ss or x	+ es	watch → watches	wash → washes
		dress → dresses	fix → fixes
Some verbs ending in o	+ es	go → goes	do → does

TIP Turn to page 117 for the changes of pronunciation.






Millie and her classmates

A Millie is writing about herself and her classmates. Help her complete the sentences with the correct forms of the verbs in the box.

- 1 I _____ playing volleyball.
- 2 Kitty _____ very well.
- 3 Amy _____ swimming every week.
- 4 Simon often _____ football with his friends.
- 5 Daniel sometimes _____ ball games on TV.

dance
go
like
play
watch

B The students are writing their names under the activities they like in the table below. Complete the questions and then use the information to answer them.

				
Listening to music	Swimming	Reading	Walking	Drawing
Simon Kitty Sandy	Amy Daniel	Amy Daniel Millie Sandy Simon	Amy Daniel Kitty Millie	Amy Millie Sandy

- 1 Do Sandy and Kitty enjoy listening to music? Yes, they do.
- 2 _____ Millie like swimming? _____
- 3 _____ Amy enjoy reading? _____
- 4 _____ Simon like walking? _____
- 5 _____ Simon and Daniel love drawing? _____

C Daniel and Simon are talking about their weekends. Complete their conversation with the correct forms of the verbs in brackets.

Daniel: Hi, Simon. ⁽¹⁾ _____ you _____ (play) football at weekends?

Simon: Of course. I often ⁽²⁾ _____ (play) football with my cousins.

Daniel: ⁽³⁾ _____ your parents _____ (go) with you?

Simon: No, they don't. But my dad sometimes ⁽⁴⁾ _____ (watch) our games. Sometimes he ⁽⁵⁾ _____ (read) at home. My mum often ⁽⁶⁾ _____ (shop) at weekends. What about you, Daniel?

Daniel: I often ⁽⁷⁾ _____ (stay) at home. Sometimes I ⁽⁸⁾ _____ (go) swimming with my dad.



Integrated skills

A What sport do you like?



A1 ▶ Mr Wu is asking his students about their favourite sports. Listen to the conversation and help Mr Wu write the correct letters in the boxes.

1



Millie

2



Simon

3




Kitty

4



Amy

5



Sandy

6



Daniel

a



football

b




table tennis

c



swimming

d



basketball

e



tennis

f



volleyball



Help Mr Wu complete his notes below with the information in Part A1. Then listen to the conversation again and check your answers.

Many of my students like sports. Amy likes ⁽¹⁾ _____ and she is good at it. Simon likes playing ⁽²⁾ _____ very much. Millie likes playing ⁽³⁾ _____. Sandy is tall, and she often plays ⁽⁴⁾ _____. Kitty often plays ⁽⁵⁾ _____. Daniel does not like sports very much, but he sometimes plays ⁽⁶⁾ _____.

Notes

B Speak up: What do you often do after school?



Sandy and Millie are talking about what they often do after school. Work in pairs and talk about your after-school activities. Use the conversation below as a model.

Millie: Hi, Sandy. What do you often do after school?


Sandy: I often play basketball.

Millie: What else do you like to do?

Sandy: Sometimes I listen to music. I love music. It makes me feel great. What about you, Millie?

Millie: I often play volleyball with my friends, and I like reading too. I read a lot of interesting books.

Sandy: Me too. Reading is fun.





Vowels (II)



Read the following words. Pay attention to the sounds of the letters **a**, **e**, **i**, **o** and **u**. They are different from the sounds in Unit 1 and each sound is short.

TIP


Turn to pages 106 and 107 for more English sounds.

cap	cat	dad	man	map	→	/æ/
desk	egg	pen	red	yes	→	/e/
big	city	him	sit	with	→	/i/
box	dog	long	not	stop	→	/ɒ/
but	cup	duck	run	sun	→	/ʌ/



Read the words below. Then put them under the correct sound groups.

clock club fun get happy listen bad often swim well



Look at the groups of words. Try to read the new words according to the sound of the first word in each group.

1	hand	2	help	3	film	4	hot	5	mum
	habit		lend		bill		job		gun
	lab		test		risk		top		just
	mad		wet		silk		rock		luck




Read the phrases below. Pay attention to the different sounds of the letters in **bold**.

1



take this bag

2



these eggs

3



a nice picture

4



open the box

5



a music club



Task

I love sports!




Millie's classmate David is writing about his favourite sport. Read his article below.

My name is David. I love sports, and I like basketball very much.

I am a member of our school basketball team. I often play basketball with my friends after school. We often talk about basketball and watch basketball matches on TV.

Yao Ming is my favourite basketball player. He plays basketball very well. He is my hero!



Useful expressions

I love sports.

I like ... very much.

I enjoy

... is my favourite sport.

... is my favourite ... player/star.

I like walking/swimming

I like playing football/basketball/volleyball/tennis

I often play ... with

... make(s) me happy/feel great.

It is fun.

B What sport do you like to play? Answer the questions below. Then write about your favourite sport and tell your classmates about it.

My favourite sport	
What is your favourite sport?	
Who do you often play with?	
When and where do you often play?	
Do you often watch matches?	
Who is your favourite player?	



Self-assessment



I can	Examples	Result
1 talk about Simon's favourite football player.		
2 use the new words to talk about a player.		
3 use the correct forms of the verb to do to talk about activities.		
4 find more words with the sounds /æ/, /e/, /i/, /ɒ/ and /ʌ/.		

Result: 😊 Wonderful! 😊 Good! 😊 Not bad!

I need to spend more time on _____.

Unit 3

Welcome to our school!



Open Day

Millie tells her mother about Sunshine Middle School.
She also learns about her penfriend's school.

Task

Tell your friends about your school.



Welcome to the unit

A Subjects

Do you know the name of each subject? Write the correct word under each picture.

Art

Biology

Chinese

English

Geography

History

Maths

Music

PE

1



2



3



4



5



6



7



8



9



B School Open Day



Millie wants her mother to come to Sunshine Middle School on the Open Day. Work in pairs and talk about the Open Day at your school.

Mum: What's the date today, Millie?

Millie: It's 9 October. Oh, tomorrow is our Open Day. Can you come, Mum?

Mum: Yes, I can. What time is it?

Millie: The parents' meeting begins at two o'clock in the afternoon. After that, parents watch two of our lessons.

Mum: OK. Let's meet at the school gate at 1:30.



A Welcome to our school!



Millie meets her mother at the school gate. She is ready to show her mother around. Read their conversation.

Millie: Hi, Mum.

Mum: Hi, dear. Your school looks beautiful. The playground is so big.

Millie: Yes, it is. Let me show you around. We're now in front of the classroom building. There are 18 classrooms in it. My classroom is on the ground floor.

Mum: The classrooms are clean and bright.

Millie: Yes, they are. This way, Mum. We also have an art room, a music room and two computer rooms.

Mum: That's wonderful. You have a library too, right?

Millie: Yes. That new building is our library.

Mum: It looks modern. What's the building over there?

Millie: It's the school hall. We have meetings there.

Mum: I see. Who's that man in a white shirt?

Millie: He's Mr Wu, our English teacher.

Mum: Oh, he looks young.

Millie: Yes, he does. Let's go to the hall, Mum.



B All about Sunshine Middle School

B1 Here are some pictures of different places at Millie's school. Help her write the correct words under the pictures.

classroom

hall

library

playground


1



2



3



4



B2 Here is some information about Sunshine Middle School. Tick (✓) the correct answers.

Sunshine Middle School

Playground:

☐

small

☐

big

Classroom building:

☐

18 classrooms

☐

80 classrooms

Classrooms:

☐

clean and bright

☐

big and modern

Art room(s):

☐

one

☐

two

Music room(s):

☐

one

☐

two

Computer room(s):

☐

one

☐

two

Library:

☐

new

☐

old

School hall:

☐

for meetings

☐

for classes


B3 Read the information about Sunshine Middle School. Write a **T** if a sentence is true or an **F** if it is false.

- 1 Sunshine Middle School looks beautiful. _____
- 2 Millie and her mum are behind the classroom building. _____
- 3 Millie's classroom is on the ground floor. _____
- 4 There is a new library at the school. _____
- 5 The students have meetings in the library. _____
- 6 There is not a school hall at the school. _____
- 7 Mr Wu is in a white shirt on the Open Day. _____
- 8 Mr Wu is Millie's Chinese teacher. _____

B4 Millie wants to write about her school. Complete her diary entry with the information on page 32.

10 October

Dear Diary,



Today is our Open Day. Our parents come and visit our school on this day.

Our school looks ⁽¹⁾ _____. The ⁽²⁾ _____ is very big, and our classrooms are clean and ⁽³⁾ _____.

There are 18 classrooms in the classroom ⁽⁴⁾ _____, and my classroom is on the ⁽⁵⁾ _____ floor. We also have an ⁽⁶⁾ _____ room, a music room and two ⁽⁷⁾ _____ rooms.

Our library is new and ⁽⁸⁾ _____. There are lots of books. We often go there in the afternoon.

We also have a school ⁽⁹⁾ _____. We have meetings there.

Our school is really nice. We all love it.



Grammar

A Personal pronouns (subject form)

We can use personal pronouns to replace nouns for people or things, so we do not need to repeat the nouns. We use the subject form when the noun is the subject.

	Subject form	Example
Singular	I	My name is Millie. I live in Beijing.
	you	Are you in Class 1, Grade 7, Andy?
	he/she/it	Simon loves football. He is in the football team. Kitty is cute. She loves dancing. This is our new library. It is big and modern.
Plural	we	I am Daniel and this is Amy. We are classmates.
	you	Do you know the teacher over there, Simon and Sandy?
	they	I have many new friends. They are all very nice.

My friends

Millie and her mother are in the classroom now. Complete their conversation with the correct personal pronouns.

Millie: Mum, look at the pictures of my friends on the wall.

Mum: OK. Let me see. Is this Daniel?

Millie: Yes, it is. Daniel is clever. ⁽¹⁾ _____ is good at Maths.

Mum: Is that Simon, Millie?

Millie: Yes, Mum. Simon is tall. ⁽²⁾ _____ is in our school football team.

Mum: This is Kitty, I think.

Millie: No. This is Amy. ⁽³⁾ _____ has short hair. That's Kitty.
⁽⁴⁾ _____ has long hair.

Mum: Oh yes. ⁽⁵⁾ _____ are good friends, right?

Millie: Yes, Mum. ⁽⁶⁾ _____ are all very nice. ⁽⁷⁾ _____ love them.

B Personal pronouns (object form)


We can use personal pronouns to replace nouns for people or things. We use the object form when the noun is the object of a verb or preposition.

All **my friends** are really nice! I love **them**.

My school is beautiful. I like **it** very much.

	Singular					Plural		
Subject form	I	you	he	she	it	we	you	they
Object form	me	you	him	her	it	us	you	them

On the phone

 Daniel is talking to his grandfather on the phone. Complete their conversation with the correct personal pronouns.

I'm at a new school, Grandpa. Let me tell you about ⁽¹⁾ _____.

Mr Wu is our English teacher. We all like ⁽²⁾ _____.

I have some new friends. I like to play with ⁽³⁾ _____ after class.

I'm not good at English. Sometimes Millie helps ⁽⁴⁾ _____.

Is Grandma at home now? I want to say hello to ⁽⁵⁾ _____.



Pardon? Daniel, I can't hear ⁽⁶⁾ _____ well on the phone.



Integrated skills

A How do you get to school?



A1 Millie and her friends are talking about how they get to school every day. Listen to their conversation and match each girl with the way she goes to school.

1



Millie

☐

a



2




Amy

☐

b



3



Sandy

☐

c



A2 Listen to the conversation again and complete the table below.

Name	How does she get to school?	How long does it take?
Millie		
Amy		
Sandy		



A3 Listen to the conversation once again. Help Millie complete her notes below.

It is a long way from my home to the school. I ⁽¹⁾ _____
to school every day. It takes me about ⁽²⁾ _____. I often
get up at ⁽³⁾ _____. My friend Amy lives near our school.
She ⁽⁴⁾ _____ to school every morning. It takes her about
⁽⁵⁾ _____. She always gets to school ⁽⁶⁾ _____.
Sandy goes to school ⁽⁷⁾ _____. It takes her about
⁽⁸⁾ _____ to get to school.

B Speak up: Do you have a library?



Amy's cousin Shirley wants to know more about Amy's school. Work in pairs and talk about your school. Use the conversation below as a model.

Shirley: Do you have a library, Amy?

Amy: Yes, we have a big library.

Shirley: Really? When is it open?

Amy: It's open from 8 a.m. to 5:30 p.m., but the reading room is only open in the afternoon.

Shirley: Do you often read there?

Amy: Sure. There are all kinds of books in our library.

Shirley: Do you borrow books from the library?

Amy: Yes. Look at this one. It's interesting!





Consonants (I)



Read the following words. Pay attention to the sounds of the consonants.

TIP Turn to pages 106 and 107 for more English sounds.

pen	happy	cap	→ /p/	man	animal	room	→ /m/
bed	about	club	→ /b/	night	know	run	→ /n/
tea	pretty	cat	→ /t/	drink	English	sing	→ /ŋ/
day	under	red	→ /d/	late	play	pencil	→ /l/
cup	kite	back	→ /k/	read	every	write	→ /r/
get	tiger	egg	→ /g/	year	yes	you	→ /j/
home	behind	who	→ /h/	week	well	which	→ /w/



A Read the words below. Pay attention to the different sounds of the letters in bold.

- | | | | | |
|--------|---------|--------|---------|----------|
| 1 big | 3 aunt | 5 nice | 7 class | 9 bring |
| pig | and | rice | glass | begin |
| 2 call | 4 light | 6 them | 8 thin | 10 clean |
| tall | night | then | sing | green |

B Fill in different letters to make up two words for each group.

- | | | |
|---|---|---|
| 1 <input type="text"/> ook <input type="text"/> ook | 2 <input type="text"/> atch <input type="text"/> atch | 3 foo <input type="text"/> foo <input type="text"/> |
| 4 <input type="text"/> alk <input type="text"/> alk | 5 <input type="text"/> ind <input type="text"/> ind | |



C Practise saying the following sentences. Pay attention to the sounds of the letters in bold.

- We can sing the English song.
- Look left, then right, then left when you cross the road.
- Bring me a birthday cake on your way back.
- Lucy likes the number ninety-nine.
- Peter puts his pencils and pens on the book.



Task

My school



Liu Yi, Millie's penfriend, is at Hope Middle School. Read his letter below.

Dear Millie,

Thanks for your letter. I study at Hope Middle School now.

Our school is small. We only have a few classrooms. We do not have a library, but we have a reading room. Sometimes we read books there.

Our playground is in front of the classrooms. It is not very big. We often play there after class.

Our teachers are all very kind. We like them very much.

I live far away from the school. I go to school on foot every day. It takes me about an hour to get to school.

All the best,

Liu Yi



Useful expressions

I study at

There are ... classrooms in

We have/do not have a playground/a library/a hall

It is not ..., but

I live far away from/near the school.

I take a bus/walk to school.

I go to school by bike/by bus/on foot

It takes me ... to get to school.

B Think about your school and answer the following questions. Then write an article about your school.

- What school do you study at?
- How many classrooms are there at your school?
- Do you have a music room, an art room, or a computer room?
- Do you have a library or a reading room?
- Do you have a school hall?
- Is your playground big?
- How do you get to school?



Self-assessment

I can	Examples	Result
1 talk about Sunshine Middle School.		
2 use the new words to talk about my school.		
3 use the correct personal pronouns for people or things.		
4 find more words with the sounds /p/, /b/, /t/, /d/, /k/, /g/, /h/, /m/, /n/, /ŋ/, /l/, /r/, /j/ and /w/.		

Result: 😊 Wonderful! 😊 Good! 😊 Not bad!

I need to spend more time on _____.

Unit 4

My day




1

Wake up, Eddie!



2

Is it time for breakfast?



3

Shall we go walking in the hills?



No. I seldom go out. After breakfast, I sleep, and then I have lunch. After lunch, I always need a good rest.

4

Some dogs just don't know how to have fun.



School life

Millie writes to her online friend about her school life. She also writes about her likes and dislikes at school.

Task

Tell your friends about your day at school and your likes and dislikes.



Welcome to the unit

A day at school

A Look at the table of Millie's day. Complete the table on the right with your own daily activities.

Millie's day		My day	
6:30 a.m.	Get up		
7:00 a.m.	Have breakfast		
7:20 a.m.	Go to school		
8:00 a.m.	Do morning exercises		
8:15 a.m.	Have lessons		
11:50 a.m.	Have lunch		
1:30 p.m.	Have lessons		
4:00 p.m.	Do after-school activities		
4:30 p.m.	Go home		
6:30 p.m.	Have dinner		
7:00 p.m.	Watch TV		
7:30 p.m.	Do homework		
9:30 p.m.	Go to bed		



B Millie is telling her aunt about her school life. Work in pairs and talk about your school life. Use the conversation below as a model.

Aunt: Millie, when do you go to school every day?

Millie: I usually go to school at 7:20. I'm never late for it.

Aunt: Good. What time do you start lessons?

Millie: At a quarter past eight.

Aunt: Do you enjoy school, Millie?


Millie: Yes. I enjoy it very much.



Millie often writes to her online friend Tommy. Here is one of her emails.

online friendship club

To: Tommy@net.co.uk
Subject: My new school



Dear Tommy,

Now I am a student at Sunshine Middle School. I love my school.

Our school starts at eight in the morning
5 from Monday to Friday. Usually we do morning exercises first. Our lessons begin at 8:15. My favourite subject is English. I am very good at it.


I have a lot of friends here. They are all nice to me. After class, we often chat with each other or play in the playground.

10 Sometimes my friends and I go to the library in the afternoon. We have a Reading Club. We often read books there on Tuesday and Thursday. I also like playing volleyball. I am in the school volleyball team. We practise after school
15 on Wednesday afternoon.

We always have a good time at school.

Best wishes,

Millie



B Millie's school days

B1 Tommy wants to know what Millie and her classmates do at school. Help him match each activity with the correct time.

1



do morning exercises

a after class

2



start lessons

b on Wednesday afternoon

3



go to the Reading Club

c at a quarter past eight

4



play volleyball

d at eight

5



play in the playground

e on Tuesday and Thursday

B2 Read Tommy's notes about Millie's email. Write a **T** if a sentence is true or an **F** if it is false.

1 Millie likes her school very much.

2 Millie's school starts at 8:15.

3 English is Millie's favourite subject.

4 Millie seldom chats with her friends after class.

5 Millie only goes to the Reading Club on Tuesday.

6 Millie is a member of the school swimming team.

B3 Tommy's friend Joan is asking Tommy about Millie's school day. Complete their conversation. Use the words and phrases in Millie's email on page 44.

Joan: I know your friend Millie is now at Sunshine Middle School. When does her school ⁽¹⁾ _____ in the morning?

Tommy: At eight. They do ⁽²⁾ _____ first. Their lessons ⁽³⁾ _____ at 8:15.

Joan: Does Millie like ⁽⁴⁾ _____?

Tommy: Yes, she does. She's good at it.

Joan: Does she have many friends at school?

Tommy: Yes. She has ⁽⁵⁾ _____ friends there. They often ⁽⁶⁾ _____ with each other or play in the playground after class.

Joan: Do they have a library?

Tommy: Yes, they do. They also have a ⁽⁷⁾ _____. They often read books there on ⁽⁸⁾ _____ and ⁽⁹⁾ _____.

Joan: Does Millie like sports?

Tommy: Yes. She likes playing volleyball. She's in the school ⁽¹⁰⁾ _____. They ⁽¹¹⁾ _____ after school on ⁽¹²⁾ _____.

C My day

 Complete the sentences about your day.



- 1 Our school starts at _____.
- 2 Our lessons begin at _____.
- 3 My favourite subject(s) is/are _____.
- 4 After class, I _____.
- 5 I _____ after school.



Grammar

TIP

Months of the year

January
February
March
April
May
June
July
August
September
October
November
December

TIP

Seasons

spring
summer
autumn
winter

TIP

Days of the week

Sunday
Monday
Tuesday
Wednesday
Thursday
Friday
Saturday

A Prepositions of time

We use different prepositions to talk about time.

Preposition	Used for	Example
in	parts of day months seasons years	My parents watch TV in the evening. We plant trees in March every year. In Hainan, it never snows in winter. The 22nd World Cup is in 2022.
on	days dates parts of a specific day special holidays	We do not go to school on Saturday. Our summer holiday starts on 1 July. Amy goes swimming on Sunday morning. They have lots of fun on Children's Day.
at	time of day age	Millie has breakfast at seven o'clock. Children in China start school at 6 years old.

Tommy's school life



Tommy is writing back to Millie. Help him complete his email with the correct prepositions of time.

Dear Millie,

Thanks for your email. I would like to tell you about my life here.

Our lessons begin ⁽¹⁾ _____ nine o'clock. Usually we have three lessons ⁽²⁾ _____ the morning and two ⁽³⁾ _____ the afternoon. We do not have lessons ⁽⁴⁾ _____ Saturday or Sunday.


I love sports. I am good at playing football. I often play it with my friends ⁽⁵⁾ _____ Saturday afternoon. We have a school football match ⁽⁶⁾ _____ autumn every year. This year, it is ⁽⁷⁾ _____ 15 November. My friends and I always have great fun then.

All the best,


Tommy

B Adverbs of frequency

Adverbs of frequency tell you how often things happen. Look at the graph below.



How often do they exercise?

 Mr Wu is writing about how often the students exercise. Look at the graph above. Then help him complete the sentences below.



- 1 Simon loves playing football. He _____ plays football in the playground.
- 2 Sandy does not have much time to play tennis. She _____ plays tennis.
- 3 Amy is a member of the swimming team. She _____ swims after school.
- 4 Daniel does not like basketball. He _____ plays it.
- 5 Kitty goes to her dancing lessons every day. She _____ dances for half an hour.
- 6 Millie _____ goes roller skating, but she is not good at it.

TIP We put an adverb of frequency before a verb except when the verb is **to be**.
I **am always** happy.



Integrated skills


A A volleyball match



A1 ▶ Millie is talking with Simon about a volleyball match. Listen to their conversation. Tick (✓) the correct answer to each question.

- 1 What are the two teams in the match?
 - a Two classes at Sunshine Middle School.
 - b Students in Class 1, Grade 7.
 - c Sunshine Middle School and Moonlight Middle School.
- 2 When is the volleyball match?
 - a Tuesday, 27 November.
 - b Saturday, 17 November.
 - c Wednesday, 7 November.
- 3 Where is the volleyball match?
 - a At Moonlight Middle School.
 - b At Sunshine Sports Centre.
 - c At Sunshine Middle School.
- 4 What time does the volleyball match start?
 - a At 6:00 in the evening.
 - b At 7:00 in the evening.
 - c At 8:00 in the evening.

A2 ▶ Simon is making notes about the volleyball match. Help him complete his notes below.



A volleyball match

Teams (1) _____

Date (2) _____

Place (3) _____

Time (4) _____



A3 Simon wants to write a notice to his classmates. Listen to the conversation again. Help him complete it.

Welcome to the match

Dear classmates,

There is a volleyball match between ⁽¹⁾ _____ and
⁽²⁾ _____ on ⁽³⁾ _____. The match starts
 at ⁽⁴⁾ _____, this ⁽⁵⁾ _____ evening, at
⁽⁶⁾ _____. We can go there ⁽⁷⁾ _____.

I hope everyone can come and watch the game. Thanks.

Wish our team good luck!

Simon



B Speak up: What do you like to do at weekends?



B Millie is chatting online with Tommy about their weekends. Work in pairs and talk about your weekends. Use the conversation below as a model.

Tommy, Millie	
Tommy:	What do you like to do at weekends, Millie?
Millie:	I like to visit the museums.
Tommy:	How often do you visit a museum?
Millie:	About twice a month. What about you, Tommy?
Tommy:	I like to go on picnics with my family.
Millie:	How often do you go on a picnic?
Tommy:	About once a month.
Millie:	That's great!



Vowels (III)



Read the following words. Pay attention to the sounds of the letter groups.


TIP Turn to pages 106 and 107 for more English sounds.

arm	art	car	star	→	/ɑː/
tall	walk	horse	short	→	/ɔː/
eat	read	meet	see	→	/iː/
bread	head	heavy	weather	→	/e/
cool	food	moon	school	→	/uː/
book	good	look	would	→	/ʊ/
bird	girl	nurse	word	→	/ɜː/
after	dinner	father	worker	→	/ə/



Read the words below. Put each of them in the correct place.

cook	cool	first	foot
free	hall	healthy	never
park	player	ready	noodle
sport	start	world	team



Look at the following pairs of words. Read the words on the left first. Then try to say the words on the right correctly.

1 shirt	birth	4 look	wood	7 clean	bean
2 winter	winner	5 car	bar	8 talk	chalk
3 food	noon	6 bread	dead	9 turn	hurt



Practise saying the following phrases.

1 a car in the park	4 cook at noon	7 clean the street
2 a girl in a skirt	5 look at the book	8 ready for breakfast
3 a nurse at work	6 walk on the wall	9 after dinner

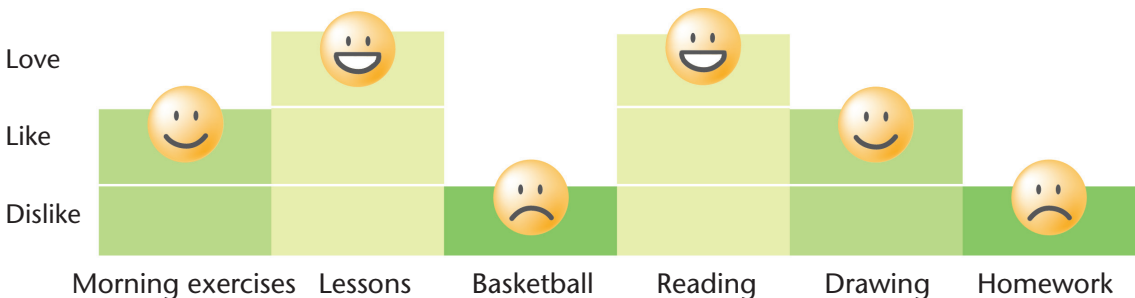


Task

Are you happy?

Look at Millie's happiness chart. Then read about Millie's likes and dislikes in the table below.

Millie's happiness chart



Activity	Love	Like	Dislike	Reason
Morning exercises		✓		They are good for us. They help us get ready for the day.
Lessons	✓			Teachers are nice and the subjects are interesting.
Basketball			✓	I am not tall, so I cannot play it well.
Reading	✓			I can learn a lot about the world.
Drawing		✓		It is fun.
Homework			✓	We always have too much homework!

Useful expressions

- I like/do not like
- My favourite subject(s) is/are
- I can learn a lot about
- It helps me
- It is fun/interesting.
- I cannot ..., so
- We always have

B Millie is writing about her likes and dislikes in her diary. Complete her diary entry with the information on page 52.

I love ⁽¹⁾ _____ at school. Our teachers are ⁽²⁾ _____ and the subjects are ⁽³⁾ _____. I love ⁽⁴⁾ _____ too. From it, I can learn a lot about ⁽⁵⁾ _____.

I like ⁽⁶⁾ _____. They are ⁽⁷⁾ _____. They help us ⁽⁸⁾ _____ for the day. I also like ⁽⁹⁾ _____. It is ⁽¹⁰⁾ _____.

I do not like ⁽¹¹⁾ _____. I am not ⁽¹²⁾ _____, so I cannot ⁽¹³⁾ _____. We always have ⁽¹⁴⁾ _____. I do not like it.

C Discuss your likes and dislikes with your classmates, and then write them down. Use Millie's diary entry as a model.



Self-assessment

I can	Examples	Result
1 talk about Millie's school day.		
2 use the new words to talk about my day.		
3 use correct prepositions to talk about time. use proper adverbs to talk about how often things happen.		
4 find more words with the sounds /ɑ:/, /ɔ:/, /i:/, /e/, /u:/, /ʊ/, /ɜ:/ and /ə/.		

Result: 😊 Wonderful! 😊 Good! 😊 Not bad!

I need to spend more time on _____.

Project 1

My friend

Each student in Class 1, Grade 7 at Sunshine Middle School made a poster about one of his/her friends. They put up the posters on the wall as a class display. Your teacher wants you to do the same thing.

A Planning and making a poster

TIP You learnt how to ask different kinds of questions in Units 1–4.

- 1 Work in pairs. Write a list of questions to ask your friend. You can use the following questions to help you.
- 2 Ask your friend the questions on your list.
- 3 Make notes of your friend's answers.
- 4 Make a poster about your friend.

Questions	Answers
About you:	
How old are you?	_____
How tall are you?	_____
Where are you from?	_____
Family:	
Where do you live?	_____
Who do you live with?	_____
Do you have any brothers or sisters?	_____
Do you have any cousins?	_____
School:	
Do you enjoy school?	_____
What subject do you like best?	_____
What do you like to do after class?	_____
What do you do after school?	_____
Are you a member of any school clubs?	_____

Favourite activities:

What do you do at weekends?

What sports do you like to play?

How often do you play sports?

B Tips for making your poster

Writing


- Read your notes carefully.
- Make a plan before you start writing.
- Remember to write about your friend's looks.
- Finish your writing.

Checking

- Check your words and sentences.
- Ask your partner to check your work.

Displaying

- Work in pairs. Talk about how to make your poster look interesting.
- Put some pictures on your poster.
- Put up your poster on the wall for display.



Unit 5

Let's celebrate!



What is your favourite festival?

Millie learns about different festivals around the world.
She also writes about the Spring Festival.

Task

Write about your favourite festival.



Welcome to the unit

Festivals

A Millie is writing a list of festivals. Look at the pictures. Help her write the names of the festivals under the pictures.

Christmas
Halloween

Chinese New Year
Mid-Autumn Festival

Dragon Boat Festival
Thanksgiving Day


1



2



3



4



5



6



B Millie and Tommy are chatting online about their favourite festivals. Work in pairs and talk about your favourite festivals. Use the conversation below as a model.

Tommy, Millie	
Millie:	What is your favourite festival, Tommy?
Tommy:	Christmas.
Millie:	Why do you like it?
Tommy:	Because we always get lots of nice presents at Christmas. What festival do you like, Millie?
Millie:	I like the Mid-Autumn Festival.
Tommy:	What do you usually do on that day?
Millie:	All my family get together and have a big dinner. Then we eat moon cakes and enjoy the full moon. It's great!

**A Halloween**

Millie's penfriend Wendy lives in the USA. Read her letter about Halloween.

October 25

Dear Millie,

Thank you for telling me about the Mid-Autumn Festival. We have some festivals in the USA, and I like Halloween best.

- 5 Halloween is on October 31. How do we celebrate it? Children have lots of fun on that day. We dress up and wear masks. Sometimes we paint our faces. We also make pumpkin lanterns. It is wonderful.

When the evening comes, we visit houses and play a game with the people inside. We knock on their doors and shout "trick or treat".

- 10 Usually they give us some candy as a treat. If they do not give us a treat, we play a trick on them.

We always have a party on the evening of October 31 and enjoy nice food and drinks. It is really a special day.

Lots of love,

- 15 Wendy



B Learning about Halloween

B1 What do you know about Halloween? Help Millie complete her notes.

Halloween

Date: 31 ⁽¹⁾ _____

Activities: ⁽²⁾ _____ up

Wear ⁽³⁾ _____ or paint their ⁽⁴⁾ _____

Make ⁽⁵⁾ _____

Play ⁽⁶⁾ _____

Have a ⁽⁷⁾ _____ in the evening

Notes

B2 Millie takes some notes about Wendy's letter. Write a **T** if a sentence is true or an **F** if it is false.

1 People in the USA celebrate Halloween in October. _____

2 Halloween is not much fun for children. _____

3 People make lanterns out of oranges. _____

4 Children play "trick or treat" with their parents on Halloween. _____

5 People have a party on the morning of 31 October. _____

6 People enjoy nice food and drinks on Halloween. _____



B3 Millie wants to tell her classmates about Halloween in the USA. Complete her notes with the words in Wendy's letter.

People ⁽¹⁾ _____ Halloween on 31 October.

Children dress up and ⁽²⁾ _____ masks.

Sometimes they ⁽³⁾ _____ their faces.

They ⁽⁴⁾ _____ on people's doors and ⁽⁵⁾ _____ "trick or treat".

People often give the children some ⁽⁶⁾ _____ as a treat.

B4 Andy also wants to know something about Halloween. He is asking Millie some questions. Help Millie answer his questions.

Andy: Millie, I have some questions. Do people in the USA celebrate the Mid-Autumn Festival?

Millie: No, they seldom celebrate it. They celebrate ⁽¹⁾ _____.

Andy: When do they celebrate it?

Millie: They celebrate it on ⁽²⁾ _____.

Andy: Do children have fun on that day?

Millie: Sure. They have ⁽³⁾ _____.

Andy: Do they play any games?

Millie: Yes. They ⁽⁴⁾ _____ and play "trick or treat" with the people ⁽⁵⁾ _____.

Andy: Do they have a party on that day?

Millie: Sure. They always have a party in the evening. They enjoy nice ⁽⁶⁾ _____.

Andy: Does Wendy think the day is interesting?

Millie: Yes. She thinks it is really a ⁽⁷⁾ _____.



Grammar

Asking wh- questions


We use **wh-** questions to ask for information about someone/something.

Question word	Information about	Question	Answer
What	Activity or thing	What do you do on Halloween?	We play games and have lots of fun.
Which	Thing or person	Which would you like?	I would like the red one.
Who	Person	Who is Mr Wu?	He is our teacher.
Whose	Possession	Whose bag is this?	It is Millie's.
When	Time	When is your birthday?	It is on 2 July.
Where	Place	Where is my pen?	It is under the desk.
Why	Reason	Why are you so happy?	Because it is my birthday!
How	Way of doing something	How do you get to school?	I get to school by bus.

Lots of questions

A Millie loves asking questions. Look at the pictures below and complete her questions.

1 _____ glasses are these?



2 _____ is that man?



3 _____ do we have for lunch?



4 _____ is my schoolbag?



B Millie is asking some more questions. Help her form the questions with the correct question words.

- | | |
|-------------------------------------|---|
| 1 _____ is your classroom? | It's on the ground floor. |
| 2 _____ mask is this? | It's Amy's. |
| 3 _____ is that girl in a red coat? | That's Kitty! |
| 4 _____ does he want for Christmas? | He wants a toy train. |
| 5 _____ present is for Daniel? | The blue one. |
| 6 _____ do you celebrate Christmas? | Family members get together and give each other presents. |
| 7 _____ is your birthday? | It's on 1 August. |
| 8 _____ do you want rice dumplings? | Because the Dragon Boat Festival is coming! |



C Millie is asking Amy about her birthday. Complete their conversation with the correct question words.

- Millie:** What a nice cake! ⁽¹⁾ _____ birthday is it today?
- Amy:** It's my birthday, Millie.
- Millie:** Happy birthday, Amy! ⁽²⁾ _____ do you usually celebrate your birthday?
- Amy:** We go out for a birthday dinner.
- Millie:** ⁽³⁾ _____ goes to your birthday dinner?
- Amy:** My grandparents, aunts, uncles and cousins.
- Millie:** I see. ⁽⁴⁾ _____ do you have the dinner?
- Amy:** At a restaurant near my home.
- Millie:** ⁽⁵⁾ _____ do you get as birthday presents?
- Amy:** Books, clothes, shoes, toys and some other nice things.



Integrated skills

A Happy Chinese New Year!



A1 Here is a poster for this year's Chinese New Year celebrations in New York. Listen to the host and help Wendy fill in part of the table below.

Chinese New Year Party

- Lion dance
- Chinese dinner
- Fireworks
- Music and dance

Date: Saturday, February 9
Place: Chinatown, New York
Find out more on New York Radio.

Activity	Time	Place
Lion dance		Street
Chinese dinner		Street
Fireworks		Street
Music and dance		Street



A2 Listen to the second part of the radio programme. Help Wendy complete the table above.

A3 Wendy is writing a postcard to Millie to tell her about the Chinese New Year celebrations in New York. Complete her postcard.

February 6

Dear Millie,

Happy New Year! I am on holiday in
 (1) _____. The Chinese people here
 always have a party to celebrate
 (2) _____.

There are lots of interesting things at the party.
 The (3) _____ starts first. People take a
 lot of photos. Then people can have a nice
 (4) _____. At night, they watch the
 (5) _____. After that, there is a
 (6) _____ show.

What do you do to celebrate the Chinese
 New Year in Beijing?

All the best,
 Wendy

New York

33 USA

Millie
 Flat 603
 118 Garden Road
 Beijing 100000
 China



B Speak up: Have a nice day!



Millie is talking to her mother about an activity at her school. Work in pairs and talk about an activity at your school. Use the conversation below as a model.

Mum: You seem very happy, Millie.

Millie: Yes, Mum. We have a "Festival Week" at school.

Mum: Really? What do you do?

Millie: We have shows about different festivals around the world. It's interesting.

Mum: Great! Where do you have the shows?

Millie: At the school hall.

Mum: Good. Have a nice day!

Vowels (IV)




Read the following words. Pay attention to the sounds of the letter groups.

TIP Turn to pages 106 and 107 for more English sounds.

play	say	wait	rain	→	/eɪ/
high	light	night	right	→	/aɪ/
boy	enjoy	toy	toilet	→	/ɔɪ/
bowl	know	boat	coat	→	/əʊ/
brown	down	house	mouth	→	/aʊ/
ear	hear	near	year	→	/ɪə/
bear	wear	chair	hair	→	/eə/
sure	tour			→	/ʊə/

A Match the following words with the sounds of their letters in bold.



B Look at the pairs of words. Read the words on the left first. Then try to say the words on the right correctly.

- | | | | | | |
|---------|-------|---------|--------|--------|------|
| 1 toy | joy | 4 now | town | 7 hear | fear |
| 2 great | break | 5 slow | blow | 8 bear | pear |
| 3 light | fight | 6 house | blouse | 9 sure | cure |



C Practise saying the following sentences.

- Out of sight, out of mind.
- There is no smoke without fire.
- Put the brown toy bear on your chair.
- Take the yellow coat when you go out.
- We have great shows around the Chinese New Year.

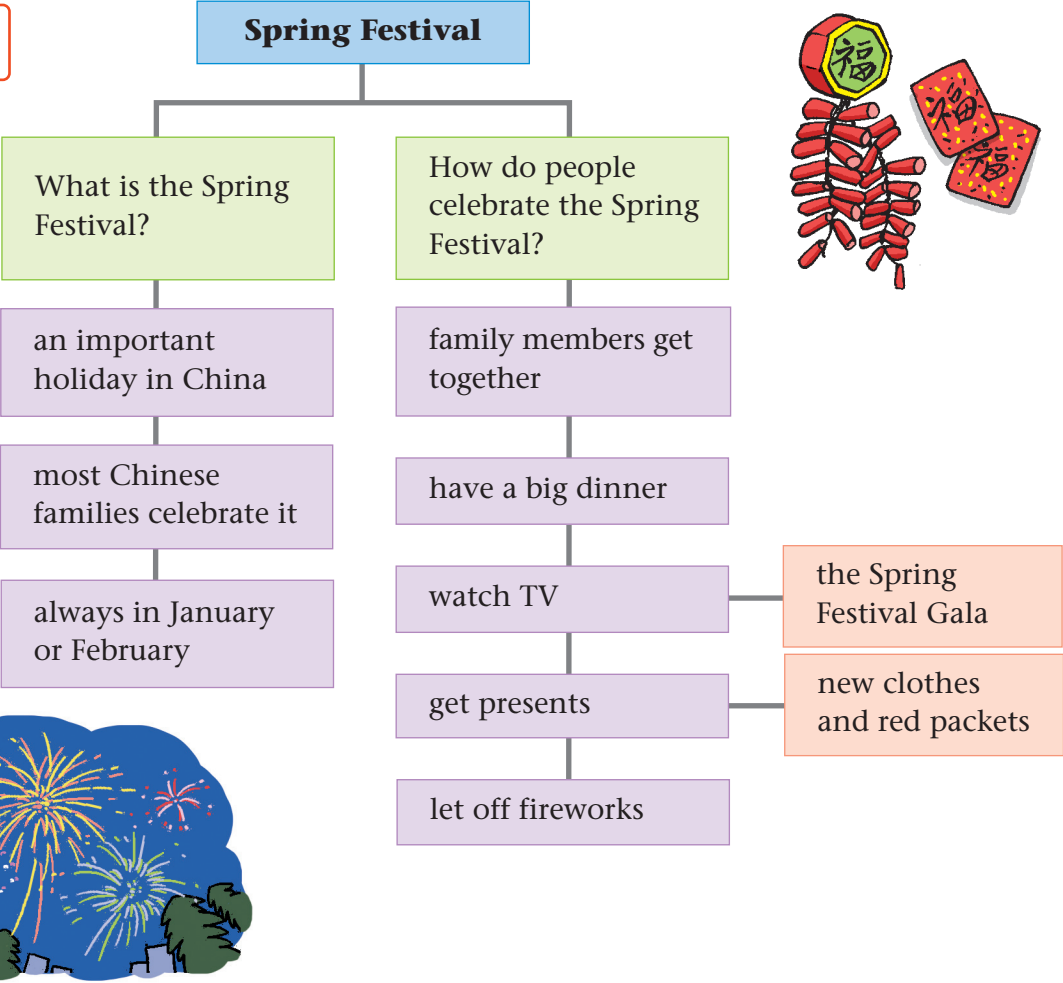


Task

My favourite festival

A It is "Festival Week". Each student in Class 1, Grade 7 has to write about his or her favourite festival. Below is Millie's writing plan.

TIP Spring Festival = Chinese New Year



Useful expressions

- ... is an important holiday in/for
- It is in/on
- It is ..., but
- There is/are ... on TV
- We/They like to
- Usually we get
- ... have lots of fun

B Complete Millie's article. Use her writing plan on page 66 to help you.

Spring Festival

The Spring Festival is an important holiday in China. Most Chinese families (1) _____ it.

It is always in (2) _____ or (3) _____. It is often cold at this time of year, but people are happy. Family members (4) _____ and then have a big (5) _____. After dinner, people like to (6) _____. There is a great Spring Festival Gala on TV every year.

Children have lots of fun on this day. We get presents. Usually our parents get (7) _____ ready for us, and we get (8) _____ from our grandparents, parents, aunts and uncles. We like to let off (9) _____ at night. They are really wonderful!

C Make a writing plan for yourself. Look for information in the library or on the Internet. Then write about your favourite festival.



Self-assessment

I can	Examples	Result
1 talk about Halloween.		
2 use the new words to talk about festivals.		
3 use wh- questions to ask for information about people or things.		
4 find more words with the sounds /eɪ/, /aɪ/, /ɔɪ/, /əʊ/, /aʊ/, /ɪə/, /eə/ and /ʊə/.		

Result: 😊 Wonderful!

😊 Good!

😊 Not bad!

I need to spend more time on _____.

Unit 6

Food and lifestyle



1

It's noon, Hobo. Let's have a hamburger.

It's only half past ten, Eddie.

2

And hamburgers are not good for us. Let's eat apples.

3

I don't like apples.

An apple a day keeps the doctor away!

4

OK. Give me ten.



How healthy are you?

Millie reads two articles about lifestyles. She also writes about her own lifestyle.

Task

Write about your lifestyle.



Welcome to the unit

All kinds of food

A Millie has collected some information about food. Look at the pictures and help her put the food into the correct groups in the table below.



potatoes



lemons



milk



chicken



watermelons



tomatoes



chocolate



juice



beef



carrots



pork



sweets

vegetables

fruits

meat

drinks

snacks



B Millie and Daniel are talking about food. What food do you like or dislike? Work in pairs and talk about it. Use the conversation below as a model.

Millie: I like bananas. How about you, Daniel?

Daniel: I like hamburgers.

Millie: Do you like carrots? They're my favourite.

Daniel: No, I don't like them. Do you like fish?

Millie: Yes. It's good for our health. I don't like eggs. What about you?

Daniel: I like eggs.





A Keeping fit



▶ Millie is reading about Kitty's and Daniel's lifestyles. Here are their articles.

Lifestyles

What we eat and how we live



Hi! My name is Kitty. I love dancing.
I dance for half an hour every day.

Healthy food is important for me. I need to keep fit.
I always have milk and bread for breakfast. For lunch
5 and dinner, I usually eat fish and vegetables.
Sometimes I feel hungry between meals, so I eat an
apple or a pear. I seldom eat cakes or sweets. They
have too much sugar and are bad for my teeth.



Hello! I am Daniel. I like playing computer games. I seldom exercise.
10 I love hamburgers and cola, but they are not healthy.

I need to change my lifestyle now. I plan
to eat more fruit and vegetables every
day. I love beef, but I also need to eat
some fish. There is a swimming pool
15 near my home. I plan to go swimming every week.



B Different lifestyles

B1 Millie wants to know the meanings of some words in the articles. Help her match the words on the left with the meanings on the right.

- | | | |
|-----------------------|-------|-------------------------|
| 1 healthy (line 3) | _____ | a not often |
| 2 fit (line 3) | _____ | b do sports |
| 3 hungry (line 6) | _____ | c how one lives |
| 4 seldom (line 7) | _____ | d good for one's health |
| 5 exercise (line 9) | _____ | e needing food |
| 6 lifestyle (line 11) | _____ | f strong and healthy |

B2 Help Kitty and Daniel write about what they eat. Use the words from the articles on page 70.



Kitty

I have ⁽¹⁾ _____ and ⁽²⁾ _____
for breakfast every day.

I eat ⁽³⁾ _____ and ⁽⁴⁾ _____
for lunch and dinner.

Sometimes I have an ⁽⁵⁾ _____
or a ⁽⁶⁾ _____ between meals.

I seldom eat ⁽⁷⁾ _____ or
⁽⁸⁾ _____.



Daniel

I love ⁽⁹⁾ _____ and
⁽¹⁰⁾ _____.


My favourite meat is ⁽¹¹⁾ _____.

I do not eat ⁽¹²⁾ _____ and
⁽¹³⁾ _____ every day.

I do not often eat ⁽¹⁴⁾ _____.

B3  Millie takes some notes about Kitty's and Daniel's lifestyles. Write a **T** if a sentence is true or an **F** if it is false.

- 1 Kitty loves swimming. _____
- 2 Kitty often eats healthy food. _____
- 3 There is too much sugar in cakes and sweets. _____
- 4 Daniel seldom plays computer games. _____
- 5 Daniel does not like to play sports. _____
- 6 Kitty and Daniel have healthy lifestyles. _____

B4  Simon is asking Millie some questions about Kitty's and Daniel's lifestyles. Help Millie answer his questions.

Simon: How often does Kitty dance?

Millie: She dances ⁽¹⁾ _____.

Simon: How long does Kitty dance every time?

Millie: She dances for ⁽²⁾ _____.

Simon: Why is healthy food so important for Kitty?

Millie: Because she needs to ⁽³⁾ _____.

Simon: Does Daniel have a healthy lifestyle?

Millie: ⁽⁴⁾ _____, _____.

Simon: What does Daniel plan to eat every day?

Millie: He plans to eat ⁽⁵⁾ _____ every day.

Simon: What does Daniel plan to do?

Millie: He plans to ⁽⁶⁾ _____ every week.





Countable and uncountable nouns

A countable noun refers to something we can count. Here are some examples.

Countable nouns (singular)			Countable nouns (plural)		
an apple	a carrot	a cake	two apples	six carrots	ten cakes

We use **a** or **an** before a singular countable noun. If the noun starts with a vowel sound, we use **an**.

I want to buy	a	hamburger. cake.
	an	egg. orange.

TIP More examples:
an hour
a US ship

To form the plural of most countable nouns, we add -s to the singular form. However, there are some exceptions.

TIP Turn to page 120 for the changes of pronunciation.

Most nouns	+ s	cake	→	cakes
Nouns ending in a consonant + y	– y + ies	story	→	stories
Nouns ending in s, sh, ch or x	+ es	bus	→	buses
		wish	→	wishes
		match	→	matches
		box	→	boxes
Nouns ending in o	+ s or + es	photo	→	photos
		potato	→	potatoes
		tomato	→	tomatoes
Nouns ending in f or fe	– f/fe + ves	half	→	halves
		life	→	lives
Some other nouns		man	→	men
		woman	→	women
		foot	→	feet
		tooth	→	teeth
		child	→	children
		sheep	→	sheep

An uncountable noun refers to something we cannot count. We can use nouns before uncountable nouns to show their amounts. Here are some examples.



bread
a piece of bread



water
a glass of water



chicken
a plate of chicken



salt
a packet of salt



rice
two bags
of rice



tea
three cups
of tea



meat
four kilos
of meat




milk
five cartons
of milk






juice
six bottles
of juice

At the supermarket



 Millie and her mother are shopping at the supermarket. Complete their conversation. Then put the things into the correct categories in the table below.


Millie: Mum, what do we need to buy?

Mum: We need some ⁽¹⁾ _____  , a ⁽²⁾ _____ of ⁽³⁾ _____  and a ⁽⁴⁾ _____ of ⁽⁵⁾ _____  .

Millie: Do we need to buy ⁽⁶⁾ _____  ?

Mum: Yes. Let's buy some ⁽⁷⁾ _____  and ⁽⁸⁾ _____  .

Millie: I want to buy some ⁽⁹⁾ _____  . They're Grandpa's favourite. And we have only an ⁽¹⁰⁾ _____  at home. We need to buy some too.

Mum: OK. We can also buy a few ⁽¹¹⁾ _____ of ⁽¹²⁾ _____  .

Countable nouns (singular)	
Countable nouns (plural)	
Uncountable nouns	



Integrated skills

A How to keep fit

A1 Here is a questionnaire on the Internet. Read the questions and tick (✓) the correct boxes to show your lifestyle.

TIP A questionnaire is a list of questions for collecting information.

LIFESTYLE questionnaire

	You	Benny
1 How often do you exercise?		
a less than 3 times a week	<input type="checkbox"/>	<input type="checkbox"/>
b 3–6 times a week	<input type="checkbox"/>	<input type="checkbox"/>
c every day	<input type="checkbox"/>	<input type="checkbox"/>
2 How long do you sleep every night?		
a less than 7 hours	<input type="checkbox"/>	<input type="checkbox"/>
b more than 9 hours	<input type="checkbox"/>	<input type="checkbox"/>
c about 8 hours	<input type="checkbox"/>	<input type="checkbox"/>
3 How long do you watch TV every day?		
a more than 2 hours	<input type="checkbox"/>	<input type="checkbox"/>
b 1–2 hours	<input type="checkbox"/>	<input type="checkbox"/>
c less than 1 hour	<input type="checkbox"/>	<input type="checkbox"/>
4 How often do you eat cake, chocolate or sweets?		
a every day	<input type="checkbox"/>	<input type="checkbox"/>
b often	<input type="checkbox"/>	<input type="checkbox"/>
c seldom	<input type="checkbox"/>	<input type="checkbox"/>
5 How often do you eat fruit and vegetables?		
a never	<input type="checkbox"/>	<input type="checkbox"/>
b seldom	<input type="checkbox"/>	<input type="checkbox"/>
c often	<input type="checkbox"/>	<input type="checkbox"/>
6 How often do you take a walk?		
a never	<input type="checkbox"/>	<input type="checkbox"/>
b sometimes	<input type="checkbox"/>	<input type="checkbox"/>
c every day	<input type="checkbox"/>	<input type="checkbox"/>



A2 Listen to an interview with Benny. Read the questionnaire above and tick (✓) the correct boxes to show his lifestyle.

A3 How healthy are you and Benny? Fill in the table below.

	You	Benny
Total number of a s		
Total number of b s		
Total number of c s		

Scores:
a = 1 point
b = 2 points
c = 3 points


Your score: _____ Benny's score: _____

6–9 points: Your lifestyle is not healthy. You need to exercise more and eat more healthy food.

10–13 points: Not bad, but your lifestyle is not very healthy. You need to exercise more.

14–18 points: Your lifestyle is healthy. Very good!

B Speak up: What would you like to order?

 *Millie and her cousin Andy are ordering food at a restaurant. Work in pairs and talk about what you would like to have. Use the conversation below as a model.*

Millie: What would you like to order, Andy?

Andy: Let me have a look at the menu, please. How about some beef?

Millie: OK. I'll have some fish. Would you like some vegetables?

Andy: Yes. Some green beans, please.

Millie: All right. We'll also have some rice. Any drinks?

Andy: Can I have a bottle of cola?

Millie: Cola is not healthy, Andy. What about some apple juice?

Andy: That's fine. Apple juice tastes good.

Millie: OK. Beef, fish, green beans, apple juice and some rice.



Consonants (II)



Read the following words. Pay attention to the sounds of each group.

TIP Turn to pages 106 and 107 for more English sounds.

family	very	short	usually	think	there	seldom	zoo
often	over	fish	television	both	father	nice	always
/f/	/v/	/ʃ/	/z/	/θ/	/ð/	/s/	/z/
try	draw	children	just	starts	reads		
travel	dream	match	geography	sports	friends		
/tr/	/dr/	/tʃ/	/dʒ/	/ts/	/dz/		

A Match the words if their letters in bold have the same sound.



B Read the pairs of words below. Write an **S** in the box if the letters in bold of a pair have the same sound. Write a **D** if they do not.

- | | | | | | | | | |
|---------|-------|--------------------------|---------|--------|--------------------------|----------|--------|--------------------------|
| 1 wait | visit | <input type="checkbox"/> | 5 mouth | mother | <input type="checkbox"/> | 9 tree | driver | <input type="checkbox"/> |
| 2 thing | sing | <input type="checkbox"/> | 6 thin | think | <input type="checkbox"/> | 10 nurse | nose | <input type="checkbox"/> |
| 3 just | juice | <input type="checkbox"/> | 7 wash | watch | <input type="checkbox"/> | 11 coats | cards | <input type="checkbox"/> |
| 4 light | night | <input type="checkbox"/> | 8 chair | shout | <input type="checkbox"/> | 12 shoe | shop | <input type="checkbox"/> |



C Practise saying the following sentences.

- 1 She sells seashells by the seashore.
- 2 There are three toy trains in the tree.
- 3 One hundred children have one hundred dreams.
- 4 The schoolboys on the bus are my classmates.



Task

Healthy lifestyle



Simon also writes about his lifestyle. Read his article.

I am Simon. I often play football to keep fit. I also eat healthy food.

For breakfast, I always have an egg. I also eat *baozi* or *mantou*, and I drink a glass of milk. This helps me start the day well.

I have rice or noodles for lunch. I have meat and vegetables too. This meal gives me energy for the whole afternoon.

For dinner, I often have soup, fish and vegetables. I eat fruit every day. Fruit and vegetables are good for us. We need them to keep healthy. I also drink lots of water every day.



Useful expressions

I have a healthy lifestyle.

I dance/swim ... every day.

I often ... to keep fit.

For breakfast/lunch/dinner, I always/sometimes/often have

I have ... with ... for breakfast/lunch/dinner.

This helps me

I love fruit/vegetables.

... is/are good for us.

I plan to eat/drink

B You want to write about your lifestyle too. Use Simon's article as a model.

Name	_____
Age	_____
Lifestyle	_____
• Exercise	_____
• Breakfast	_____
• Lunch	_____
• Dinner	_____



Self-assessment

I can	Examples	Result
1 talk about Kitty's and Daniel's lifestyles.		
2 use the new words to talk about food and lifestyle.		
3 use countable and uncountable nouns to talk about things.		
4 find more words with the sounds /f/, /v/, /ʃ/, /ʒ/, /θ/, /ð/, /s/, /z/, /tr/, /dr/, /tʃ/, /dʒ/, /ts/ and /dz/.		

Result: 😊 Wonderful!

😊 Good!

😊 Not bad!

I need to spend more time on _____.

Unit 7

Shopping



Where do you go shopping?

The Class 1, Grade 7 students are talking about shopping.

Task

Write about a shopping mall.



Welcome to the unit

A Shops


There are many different shops at Sunshine Shopping Mall. Help Millie write the correct names of the shops under the pictures.

bookshop
shoe shop

clothes shop
sports shop

flower shop
supermarket

gift shop
toy shop



B Talking about presents



Daniel wants to buy a Christmas present for Simon. He is asking Millie for help. Work in pairs and talk about what present to buy for your friend. Use the conversation below as a model.

Daniel: Hi, Millie. Christmas is coming. I want to buy Simon a present.
Do you have any ideas?

Millie: What about a music CD?

Daniel: I'm not sure. Maybe he's not interested in music.

Millie: Then you can buy him some stamps.
I know he likes collecting them.

Daniel: That's a good idea. Thank you, Millie.

Millie: You're welcome.





A Going shopping



Amy is shopping at Sunshine Shopping Mall. She is looking for Christmas presents for Simon and Sandy. Read the conversations.

Shopkeeper 1: Good morning. Can I help you?

Amy: I want some football cards.

Shopkeeper 1: Just a minute. Here are some nice cards.
Take a look.

5 **Amy:** How much do they cost?

Shopkeeper 1: They're two *yuan* each.

Amy: Oh, that's not cheap.

Shopkeeper 1: How about last year's cards? They're
only one *yuan* each.

10 **Amy:** No, thanks. I want the new cards. Five, please.



Shopkeeper 2: Hello, what can I do for you?

Amy: I'd like to buy a gift for my friend. She likes
hair clips.

Shopkeeper 2: There are different kinds of hair clips in our shop.

15 **Amy:** Oh, these clips are beautiful, and they match
her pink coat!

Shopkeeper 2: Yes, they're very pretty.

Amy: How much are they? I only have
fifteen *yuan*.

20 **Shopkeeper 2:** That's enough. They're nine *yuan*.

Amy: Fine. I'll take them.

Shopkeeper 2: OK. Here's your change.



B Christmas presents

B1 Here are some words Amy and the shopkeepers used in their conversations. Match the words on the left with the meanings on the right.

- | | | |
|--------------------------|-------|-------------------------------|
| 1 just a minute (line 3) | _____ | a costing not very much money |
| 2 take a look (line 4) | _____ | b beautiful |
| 3 cheap (line 7) | _____ | c present |
| 4 gift (line 12) | _____ | d go well with |
| 5 match (line 15) | _____ | e wait for a short time |
| 6 pretty (line 17) | _____ | f have a look |

B2 Millie is telling her mother about Amy's presents for Simon and Sandy. Read the sentences below. Write a **T** if it is true or an **F** if it is false.

- | | |
|---|-------|
| 1 Amy wants to buy some basketball cards for Simon. | _____ |
| 2 This year's cards cost two yuan each. | _____ |
| 3 Amy buys last year's cards. | _____ |
| 4 Amy wants to buy hair clips for Sandy. | _____ |
| 5 The hair clips match Sandy's skirt. | _____ |
| 6 Amy has enough money for the hair clips. | _____ |




B3 Kitty also wants to buy presents for Simon and Sandy. Look at the sentences and pictures below. Circle the correct letters. Then complete what she is thinking about.


1 Amy wants to buy Simon _____.



2 This year's football cards cost _____ each.



3 Amy takes _____ as Sandy's present.




4 The hair clips cost _____.




I only have 25 yuan. I want to buy some presents different from Amy's. What can I buy?



5 Kitty can buy Simon _____.



6 Kitty can buy Sandy _____.



- I want to buy Christmas ⁽¹⁾ _____ for Simon and Sandy too.
- Amy buys the new ⁽²⁾ _____ for Simon.
- Amy buys Sandy ⁽³⁾ _____ hair clips. They ⁽⁴⁾ _____ Sandy's pink coat.
- The presents ⁽⁵⁾ _____ Amy 19 yuan.
- The presents I want to buy for Simon and Sandy are 23 yuan. I have ⁽⁶⁾ _____ money for them.



Grammar

A Using some/any

We use **some** or **any** to talk about the amount of something.

1

I need to buy **some** Christmas presents.

2

Do you have **any** money?

3

No, I don't have **any** money.

Positive sentence	They have some money.
Negative sentence	They don't have any money.
Question	Do they have any money?

TIP We can use **some** in questions when we are making offers and requests. We use it when we expect the answer to be "yes".
Would you like **some** tea?
Can I have **some** oranges?

Shopping for a party

Millie and Daniel plan to have a Christmas party. They are talking about the things for the party. Complete their conversation with **some** or **any**.

Millie: We need many things for the party, Daniel.

Daniel: Yes. We have a big cake and ⁽¹⁾ _____ bread. Do we need ⁽²⁾ _____ fruit?

Millie: Sure. We need ⁽³⁾ _____ bananas and oranges.

Daniel: What about drinks?

Millie: We need ⁽⁴⁾ _____ juice and cola.

Daniel: OK. Do we need to buy ⁽⁵⁾ _____ paper cups?

Millie: Yes, we also need ⁽⁶⁾ _____ paper cups.

Daniel: All right. Let's go.




B Using there be


We use **there be** to show that something exists. We use **there is** before a singular noun or an uncountable noun. We use **there are** before a plural noun.

There is	a pear	on the table.		
	some milk			
There is not	an orange			
	any bread			
There are	some potatoes			
	some drinks			
There are not	any cakes			
	any sweets			

Is there	a pear	on the table?	Yes,	there is.
	any salt		No,	there isn't.
Are there	any vegetables		Yes,	there are.
	any snacks		No,	there aren't.



Shops around my school

 Millie is writing about shops around her school. Help her complete her article with the correct forms of **there be**.

My school is very beautiful, and ⁽¹⁾ _____ some shops around it.
⁽²⁾ _____ a bookshop near my school. ⁽³⁾ _____ a lot of
good books in it. ⁽⁴⁾ _____ also some pens, rubbers and exercise
books. Sometimes we go there after school. ⁽⁵⁾ _____ hair clips,
music boxes and some other nice things too. We can buy presents for
our friends in the shop. Not far away from my school, ⁽⁶⁾ _____
also a supermarket. It is not very big, but ⁽⁷⁾ _____ enough
snacks in it.



Integrated skills

A How do you use your pocket money?



A1 Simon and his friends are talking about how they use their pocket money. Listen to their conversation and match each student with the correct object below.

1



Daniel

☐

2



Sandy

☐

3



Simon

☐

4



Millie

☐

a



b







c



d



A2 Simon is talking to his mother about the children in poor areas. Listen to their conversation. Choose what the children need and complete the reasons.

Items	Yes/No	Reason
1  Books		They can _____ a lot from books.
2  Shoes		They always _____ to school, and it is a _____ way.
3  T-shirts		They do not have many new _____.
4  CDs		Most of the children _____ listen to CDs.

A3 Simon writes a letter to his classmates and asks them to help the children in poor areas. Complete his letter with the information in Part A2.

Dear classmates,

Would you like to help the children in some poor areas? They need

(1) _____ most. They can (2) _____ from them. They always (3) _____ a long way to school, so they also need (4) _____.

They do not have many clothes, so they need (5) _____ too.

We can use our pocket money to buy them these things.

Thank you for your help.

Simon

B Speak up: What's your size?



B1 Simon wants to buy a pair of shoes. He and his mother are talking to the shopkeeper. Read their conversation.

Simon: Hello, I'd like a pair of shoes.

Shopkeeper: What's your size?

Simon: Size 40. I like this pair. Can I try them on?

Shopkeeper: Yes, of course.

Simon: Well, they fit very well. How much are they?

Shopkeeper: They're 499 yuan.

Mum: Sorry, that's too expensive. Can we see another pair?

B2 You want to buy some things. Work in groups of three. Talk about the items in the table below. Use the conversation in Part B1 as a model.

Clothes	Size	Colour	Price	Fit	Will you buy it/them?
trousers 	30	blue	¥80	too large	no/too large
dress 	M	red	¥75	OK	yes/beautiful
coat 	S	orange	¥195	too small	no/too small



Consonants (III)



Some consonant groups at the beginning of a word are like this:

Consonants	Examples
/b/, /k/, /f/, /g/, /p/, /s/ + /l/	black, class, floor, glass, plane, sleep
/b/, /k/, /f/, /g/, /p/ + /r/	bread, cry, friend, grass, pretty
/s/ + /k/, /m/, /n/, /p/, /t/	sky, small, snow, speak, star
/s/ + /k/, /p/, /t/ + /r/	screen, spring, street
/k/, /s/, /t/ + /w/	quiet, sweet, twenty

TIP Turn to pages 106 and 107 for more English sounds.

Consonant groups at the end of a word are like this:

Consonants	Examples
/b/, /p/, /k/, /d/, /t/, /s/ + /l/	table, people, uncle, noodle, little, pencil
/z/, /s/, /f/, /v/, /d/ + /n/	cousin, listen, often, seven, garden

A Complete the descriptions below with the correct consonant letters.

1




clean the __ackboard

2



practise in the __ayground

3




fruit on the ta__

4



__owers in **spring**

5



kites flying in the __y

6



a group of little peo__



B Practise saying the following sentences.

- Our classrooms are clean and **bright**.
- He **speaks quite quickly**.
- Twinkle, twinkle**, little star.
- Twenty green bottles** stand on the **table**.
- The boys **often play** on the **grass** after class.



Task

Let's go shopping!

A Millie is planning an article about Sunshine Shopping Mall. Read her notes.

Notes about Sunshine Shopping Mall

- near a bus stop
- five floors of shops—each floor is big
- many clothes shops—different kinds of clothes
- a big bookshop—lots of interesting books
- one floor of restaurants—top floor, foods from different areas
- a big cinema—my favourite place

B Help Millie complete her article. Use the notes in Part A to help you.

Sunshine Shopping Mall is a new mall. It is near ⁽¹⁾ _____.

The mall is very big. There are ⁽²⁾ _____ floors of shops and each floor is big. There are many ⁽³⁾ _____. We can get


⁽⁴⁾ _____ kinds of clothes here. There is also a big

⁽⁵⁾ _____. It has lots of interesting books.

All the restaurants are on the ⁽⁶⁾ _____. There are foods from different ⁽⁷⁾ _____. I like Chongqing Restaurant. The food there is really great.

I like watching films, so the big ⁽⁸⁾ _____ is my favourite place in the mall.

The mall is a good place to meet friends and have fun.

 Now write about your favourite shopping mall. If you do not know any shopping malls well, write about the one in the picture below.




Self-assessment

I can	Examples	Result
1 do shopping in English.		
2 use the new words to talk about shops and presents.		
3 use some and any to talk about the amount of things. use there be to show that something exists.		
4 find more words with consonant groups.		

Result:  Wonderful!


 Good!

 Not bad!

I need to spend more time on _____.

Unit 8

Fashion



A fashion show

The Class 1, Grade 7 students are holding a fashion show. They are also making a "Fashion Wall".

Task

Design a poster for the "Fashion Wall" in your classroom.



Welcome to the unit

Clothes

A The Class 1, Grade 7 students are holding a fashion show. Look at the two pictures below and put the following words in the correct boxes.

blouse


shirt

shoes

skirt

tie

trousers



B Millie is asking her mother to lend her some clothes for the fashion show. Work in pairs and try to borrow something from your partner.

Millie: Can you lend us your red blouse for our fashion show, Mum?

Mum: Of course, dear.

Millie: What size is your blouse, Mum?

Mum: Size 4.

Millie: Oh, it's too large for me, but Sandy can wear it. She's tall.

Mum: OK, then.

Millie: Thank you, Mum.



Reading

A The fashion show



The students are giving the fashion show at the school hall. Millie is introducing her classmates. Here is her script.

Good evening, ladies and gentlemen. Welcome to our fashion show. I am Millie from Class 1, Grade 7. Today we are going to show you different styles of clothes.

Look at me. I am wearing sports clothes and a pair of
5 trainers. Trainers are light and comfortable and are popular among young people.



Here comes Simon. He is wearing a purple shirt and a pair of grey trousers. His red and grey tie matches his clothes. He looks smart.

10 Now Amy and Daniel are coming. They look cool! Amy is wearing a yellow cotton blouse and a blue scarf. Daniel is wearing a blue T-shirt. Both of them are wearing blue jeans. Young people really like jeans!

Look! Here comes Sandy. She is
15 wearing a red silk blouse, a black wool skirt and a pair of red boots. She looks modern and beautiful!

...

20 That's all for today's show.
Thanks for coming.



B Talking about the show

B1 Kitty is thinking about her classmates and their clothes and shoes. Look at the pictures and help her circle the correct things for each student.

1



Millie

a



b



c

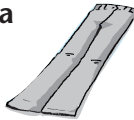


2



Simon

a



b



c



3



Amy

a



b



c



4



Daniel

a



b



c



5



Sandy

a



b





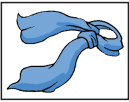



c



B2 Here are some descriptions of the clothes in the fashion show. Write a **T** if a sentence is true or an **F** if it is false.

- 1 Young people like trainers. _____
- 2 Simon's tie is red and yellow. _____
- 3 Both Amy and Daniel wear blue jeans. _____
- 4 Jeans are popular among young people. _____
- 5 Sandy looks modern and beautiful. _____

B3 Kitty wants to put some photos on the school website. She is adding captions to the photos. Help her finish them.

- 1  _____ are light and comfortable.
- 2 Simon's red and grey  _____ matches his clothes.
- 3 Amy is wearing a blue  _____.
- 4 Daniel is wearing a blue  _____.
- 5 Young people like  _____.
- 6 Sandy's red  _____ is made of silk.

B4 Kitty is talking about the show with Sandy and Simon. Complete the conversation using the information on page 94.

Kitty: What a great show, Sandy! I really like your long red boots.

Sandy: Thank you. I think they match my red ⁽¹⁾ _____ blouse.

Kitty: I also like your skirt. Is it silk too?

Sandy: No, it's ⁽²⁾ _____.

Kitty: You look ⁽³⁾ _____ and beautiful today, Sandy. And you, Simon, do you like your clothes?

Simon: Yes, I like them very much. Do I look ⁽⁴⁾ _____, Kitty?

Kitty: Yes. You look great in your ⁽⁵⁾ _____ shirt, ⁽⁶⁾ _____ trousers and red and grey tie.

Simon: Thanks. I also like to wear jeans.

Kitty: Most young people like jeans. Amy and Daniel look ⁽⁷⁾ _____ in blue jeans.



Grammar

Present continuous tense

We use the present continuous tense to talk about things that are happening now. We make positive and negative sentences using the present continuous tense like this:

I	am	eating.
You/We/They	are	
He/She/It	is	

I	am not	eating.
You/We/They	are not	
He/She/It	is not	

The table below shows how we make the **-ing** form of a verb.

Most verbs	+ ing	walk → walking
Verbs ending in a silent e	– e + ing	come → coming
Verbs ending in ie	– ie + y + ing	lie → lying
Some verbs ending in a vowel + a consonant	double the consonant + ing	run → running

What are they doing?

A Kitty is writing about what she and her classmates are doing now. Help her complete the sentences with the correct forms of the verbs in brackets.

- Look! Simon _____ (play) football with his friends in the playground.
- It's 4 o'clock in the afternoon. Daniel _____ (study) in the classroom.
- Millie _____ (write) a letter to her friend about the fashion show.
- Sandy is a member of the basketball team. Now she _____ (practise) with other team members.
- Where is Amy? Oh, she _____ (talk) to her cousin Shirley. They _____ (wait) for the school bus.
- I have dancing lessons. I _____ (look) for my dancing shoes.

Work out
the rule!

We use **am + ing** form of a verb with the pronoun _____.

We use **are + ing** form of a verb with the pronouns _____, _____ and _____.

We use **is + ing** form of a verb with the pronouns _____, _____ and _____.

We ask and answer questions using the present continuous tense like this:

Am	I	eating?
Are	you/we/they	
Is	he/she/it	

Yes,	I	am.
	you/we/they	are.
	she/he/it	is.

No,	I	am not/'m not.
	you/we/they	are not/aren't.
	he/she/it	is not/isn't.

B Amy and Sandy are talking on the phone. Complete their conversation. Use the present continuous tense of the verbs in brackets.

Sandy: Hello, Amy. ⁽¹⁾ _____ you _____ (do) your homework now?

Amy: No, I'm not. My cousin Shirley ⁽²⁾ _____ (visit) me.

Sandy: Oh, really? What ⁽³⁾ _____ she _____ (do) now?


Amy: Well, she ⁽⁴⁾ _____ (play) a new computer game.

Sandy: ⁽⁵⁾ _____ you _____ (play) with her now?

Amy: No, I'm not. I ⁽⁶⁾ _____ (lie) on the bed and ⁽⁷⁾ _____ (watch) TV.

Sandy: What ⁽⁸⁾ _____ your parents _____ (do)?

Amy: They ⁽⁹⁾ _____ (cook) in the kitchen.





Integrated skills

A What can I wear?




A1 Sandy and her mum are talking about what to wear. Listen to their conversation. Write **S** for Sandy and **M** for Sandy's mum in the correct boxes.

1


☐

2


☐


3


☐

4


☐

5


☐

6


☐

7


☐

8


☐

9


☐


A2 Listen to the conversation again. Fill in the table below.

Mum	Going for a dinner	A white (1) _____	A blue (2) _____	A pair of (3) _____ shoes
Sandy	Going to a park	A red (4) _____	Blue (5) _____	A pair of red and white (6) _____

A3 Sandy is writing about the conversation with her mum in her diary.
Complete her diary entry using the information in Parts A1 and A2 on page 99.

Mum has to go for a big dinner this evening. Mum looks great in
(1) _____. I think a pair of (2) _____ shoes matches her
white (3) _____ and her blue (4) _____.

I plan to go to Sunshine Park with Millie tomorrow. Mum thinks
my red (5) _____ and blue (6) _____ are not bad. They
look (7) _____ on me. Mum thinks (8) _____ are
(9) _____ and comfortable. They are fit for a long walk.



B Speak up: What's it made of?



Kitty and Amy are talking about different materials of the things they wear.
Work in pairs and talk about the things you wear. Use the conversation below as a model.

Kitty: What do you think of my red gloves, Amy?

Amy: Oh, they're nice. What are they made of?

Kitty: They're made of leather.

Amy: They feel soft and smooth.

Kitty: Yes, and red is my favourite colour.

Amy: You look lovely in your new hat. What's it made of?

Kitty: It's made of wool. I like it too.



Syllables in words

Words can be divided into syllables. A word may have one, two, three or more syllables.



A Listen carefully to the words and pay attention to the number of syllables in each word.

Words with one syllable: fun swim

Words with two syllables: en•joy clev•er

Words with three syllables: inter•est•ed fa•vour•ite



B Listen to these words. Write down the number of syllables in each word in the blanks.

- | | | | |
|-------------|-------|-------------|-------|
| 1 lazy | _____ | 5 carrot | _____ |
| 2 hamburger | _____ | 6 popular | _____ |
| 3 number | _____ | 7 glove | _____ |
| 4 smooth | _____ | 8 important | _____ |

C Work in pairs. Match the syllables to make six two-syllable words. Then practise saying the words.

spe	week	ent	dren	_____	_____
foot	preg	ball	ern	_____	_____
chil	mod	end	cial	_____	_____



D Listen to the singular and plural forms of the words below. Tick (✓) the box if you hear an extra syllable in the plural form.

- | | | | |
|------------------|--------------------------|-------------------|--------------------------|
| 1 shirt, shirts | <input type="checkbox"/> | 5 piece, pieces | <input type="checkbox"/> |
| 2 lady, ladies | <input type="checkbox"/> | 6 price, prices | <input type="checkbox"/> |
| 3 match, matches | <input type="checkbox"/> | 7 blouse, blouses | <input type="checkbox"/> |
| 4 size, sizes | <input type="checkbox"/> | 8 photo, photos | <input type="checkbox"/> |

TIP Sometimes when we add **-(e)s** to a word, the word will have an extra syllable.




Task

Designing clothes

A The students want to make a “Fashion Wall” in their classroom. Look at Sandy’s plan and pictures below.

Clothes & shoes Description	Shirt	Jacket	Jeans	Trainers
Features	clean	not long, not large	comfortable	light and comfortable
Colour	white	dark blue	blue	grey
Material	cotton	cotton	cotton	leather



Useful expressions

- The colour of ... is
- ... look(s) clean.
- ... match(es)/go(es) well with any other colour.
- ... is/are not too long or too large.
- ... look(s) smart in (colour)
- ... look(s) good/cool on (somebody).
- ... is/are very popular among young people.
- ... is/are made of
- ... is/are light and comfortable.



Read Sandy's article about her fashion design.

My fashion design

Look at the model. Here is my design for a shirt, a jacket, jeans and a pair of trainers.

The shirt is white. I think white shirts look clean, and white matches any other colour.

The jacket is not too long or too large, and it is dark blue. Students look smart in dark blue.

Jeans are very popular among students, so my design includes a pair of blue jeans.

The shirt, the jacket and the jeans are all made of cotton and are very comfortable.

There is also a pair of trainers. They are grey. Trainers are light and comfortable, and all the students like them.



You want to design some clothes. First, make a plan and some sketches. Then describe them to your classmates.



Self-assessment

I can	Examples	Result
1 talk about the fashion show.		
2 use the new words to talk about clothes.		
3 use the present continuous tense to talk about things that are happening.		
4 find more words with different syllables.		

Result: 😊 Wonderful! 😊 Good! 😊 Not bad!
I need to spend more time on _____.

Project 2

Different lifestyles

The English Club is inviting its members to send in articles about the lifestyles of young people. You want to send in an article.

A Planning and writing an article

- 1 Work in groups of four. Write a list of questions about food, health, shopping and fashion. You can use the questions below to help you.
- 2 Make 12 copies of your list of questions. Each member of your group should ask three other classmates to answer the questions.
- 3 Use the chart on page 105 as a model for presenting your information.

TIP

You can see a different questionnaire on page 75.

Questionnaire

Name: _____

Date: _____

1 Do you often eat healthy meals?

- How often do you eat fast food?

Yes/No

2 Do you often exercise?

- What kinds of exercise do you do?

Yes/No

3 Do you get pocket money every month?

- How do you spend your pocket money?

Yes/No

4 Do you like shopping?

- How often do you go shopping?

Yes/No

5 Do you like new clothes?

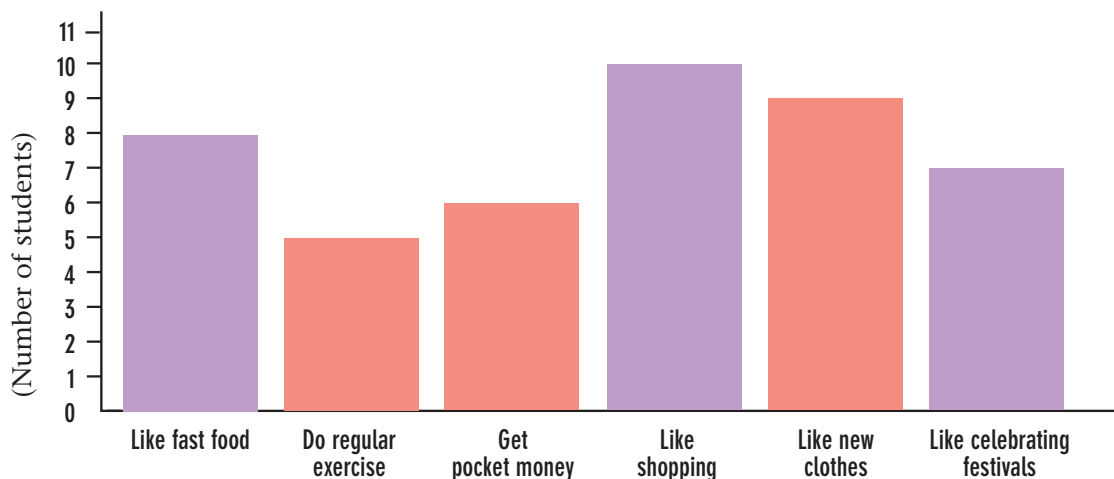
- What kinds of clothes do you like?
- How often do you buy new clothes?

Yes/No

6 Do you like celebrating festivals?

- What is your favourite festival?

Yes/No



B Writing about your lifestyle

Look at the ideas and questions below. Discuss them in your group and then finish your article.

Give information about food and exercise.

- What do students at your school like to eat?
- What do they usually eat for breakfast, lunch and dinner?
- How often do they exercise?

Give information about shopping.

- How much pocket money do students usually get every month?
- What do they buy with their pocket money?

Talk about fashions and clothes.

- What kinds of clothes do students like?
- What is the fashion now?

Talk about festivals.

- Do your classmates like celebrating festivals?
- What festival do they like best?



English sounds

Vowels	i:	ɪ	e	æ	ʌ	ɑ:	ɒ	ɔ:	ʊ	u:
	ɜ:	ə	eɪ	aɪ	ɔɪ	əʊ	aʊ	ɪə	eə	ʊə
Consonants	p	b	t	d	k	g	tʃ			
	dʒ	tr	dr	ts	dz	f	v			
	θ	ð	s	z	ʃ	ʒ	h			
	m	n	ŋ	l	r	j	w			

Vowels


/i:/	me	see	tea	field	key	machine			
/ɪ/	ship	ladies	enjoy	minute	women				
/e/	bed	head	many	friend	says	said			
/æ/	map								
/ʌ/	cup	money	young	does					
/ɑ:/	fast	car	laugh	calm					
/ɒ/	dog	what	cough						
/ɔ:/	water	short	more	door	talk	saw	four	autumn	
	blackboard	warm	thought						
/ʊ/	put	book	would	woman					
/u:/	zoo	who	ruler	group	shoe	flew	blue	juice	two
/ɜ:/	her	bird	worker	purse	earth				
/ə/	ago	second	teacher	doctor	August	holiday	open	colour	
/eɪ/	late	wait	day	they	eight	great	cafe		
/aɪ/	hi	my	bye	eye	buy	die	high		
/ɔɪ/	join	boy							
/əʊ/	no	boat	know	shoulder					
/aʊ/	out	now							
/ɪə/	idea	near	beer	here					
/eə/	hair	wear	there	their	care				
/ʊə/	poor	sure							

Consonants

/p/	pen	happy		
/b/	bus			
/t/	table	letter		
/d/	dog			
/k/	kite	cat	lock	
/g/	go	egg		
/tʃ/	child	watch		
/dʒ/	joke	age	bridge	
/tr/	tree			
/dr/	dress			
/ts/	boots	skates		
/dz/	cards			
/f/	few	laugh	photo	office
/v/	very	of		
/θ/	month			
/ð/	that			
/s/	sit	maps	city	class
/z/	zoo	jobs		
/ʃ/	she	sure		
/ʒ/	usually			
/h/	he	who		
/m/	man	summer		
/n/	no	beginning	know	
/ŋ/	think	sing		
/l/	leg	bell		
/r/	red	hurry	write	
/j/	yes			
/w/	we	what		

更多资料及加群

请加千千老师微信



Notes

Unit 1

1 Nice to meet you. (page 7, Part C)

很高兴见到你。

这是常见的打招呼用语，可以直接用 Nice to meet you too. 来回应。

2 I love reading. (page 8, line 3)

我爱阅读。

英语里有一些动词后 + ing 就成为名词，类似的单词有 dance → dancing、swim → swimming、draw → drawing、walk → walking 等。

3 She likes music. (page 8, line 12)

她喜欢音乐。

句中的 likes 是动词第三人称单数形式，会在下一单元详细讲解。

4 He is good at Maths. (page 8, line 16)

他擅长数学。

短语 be good at 意思是“擅长于”。如：

I am good at computer games. 我擅长电脑游戏。

Many girls are good at dancing. 很多女孩子都擅长跳舞。

5 Sandy is tall and slim. (page 10, Part B3)

桑迪个子高又苗条。

本套教材中 Sandy 是女孩名。Sandy 也可作男孩名。

6 Hi, Kitty. This is my cousin Andy. Andy, this is my new classmate Kitty. (page 14, Part B)

你好，基蒂，这位是我表哥安迪。安迪，这位是我的新同学基蒂。

我们在介绍两个人互相认识时，通常遵循的顺序是先将男士介绍给女士，将晚辈介绍给长辈，将职位低者介绍给职位高者。

7 I come from Nanjing, but now I live with my family in Beijing. (page 16, Part A)

我是南京人，但是我现在和家人住在北京。

短语 come from 意思是“来自，从……来”，相当于 be from。如：

I have a friend. He comes from the USA. 我有个朋友。他是美国人。

8 My hair is very short, and I wear glasses. (page 16, Part A)

我的头发很短，我戴着眼镜。

句中 wear 的意思是“穿，戴，佩戴”，一般后面接的名词是衣服、装饰和服装颜色。如：

She likes to wear blue. 她喜欢穿蓝色的衣服。

Unit 2

1 Oh, really? (page 18, Picture 3)

哦，真的吗？

句中的 **really** 常用于答话中，表示感兴趣或惊讶。如：

—My new neighbour is an Australian. 我的新邻居是澳大利亚人。

—Oh, really? 哦，真的吗？

2 I walk to my bowl many times a day. (page 18, Picture 4)

我每天都往我的饭盆那儿走好多次。

句中的 **time** 意思是“次，回”，是可数名词。**time** 作“时间”讲，是不可数名词。如：

I go to my dancing lessons three times a week. 我每周上三次舞蹈课。

What time is it? 几点了？

3 What about you? (page 19, Part B)

你呢？

What about ...? 或 How about ...? 用于询问情况或征求意见，意思是“……怎么样？”。如：

I want to eat an apple. What/How about you? 我想吃个苹果。你呢？

4 He looks strong and plays football very well. (page 20, lines 5–6)

他看上去很结实，球也踢得很好。

句中的 **look** 意思是“看上去”，后面常接形容词。如：

He looks happy. 他看上去很开心。

句中的 **well** 是副词，意思是“好，令人满意地”。如：

Kitty dances very well. 基蒂舞跳得很好。

5 I hope his dream comes true. (page 20, lines 11–12)

我希望他梦想成真。

句中的 **come true** 意思是“实现，成为现实”，一般是指希望、愿望等。

6 What else do you like to do? (page 26, Part B)

你还喜欢做别的什么事吗？

句中的 **else** 用于疑问词之后，意思是“其他，另外”。如：

What else do you want? 你还想要些什么？

7 Reading is fun. (page 26, Part B)

看书是件有趣的事。

句中的 **fun** 是名词，意思是“有趣的事；乐趣”。如：

My grandpa learns to play cards just for fun. 我爷爷学打牌只是为了消遣。

Unit 3

1 You like Maths? (page 30, Picture 3)

你喜欢数学？

此处陈述句后加问号，朗读时用升调，表示疑问，一般用于表示对某事不确定、惊奇或怀疑等。如：

You are a teacher? 你是一名教师？

2 What's the date today, Millie? (page 31, Part B)

米莉，今天几号？

询问日期用 What's the date today?, 等同于 What date is it today?。

询问星期用 What's the day today?, 等同于 What day is it today?。

3 Let me show you around. (page 32, line 3)

让我带你四处看看吧。

短语 **show somebody around (somewhere)** 意思是“领某人参观（某处）”。**around** 可作副词或介词，作介词时后接宾语。如：

Let the student show you around the school. 让这位学生带你参观一下校园吧。

4 My classroom is on the ground floor. (page 32, lines 4–5)

我的教室在一楼。

英式英语中的 **ground floor** 表示“底层，一楼”，同美式英语中的 **first floor**。

5 This way, Mum. (page 32, line 7)

妈妈，这边走。

句中 **this way** 是口语中的常用表达，意思是“这边请”。类似的用法如：

After you. 您先请。

6 Who's that man in a white shirt? (page 32, line 13)

那个穿白衬衫的男子是谁？

这里 **in** 意思是“穿着；戴着”。如：

The man in a blue T-shirt is my father. 那个穿着蓝色T恤衫的男子是我爸爸。

You look lovely in your new hat. 你戴上这顶新帽子很可爱。

7 When is it open? (page 38, Part B)

它（图书馆）什么时间开放？

句中的 **open** 是形容词，意思是“开放的，敞开的”。**open** 也可用作动词，意思是“打开，开启”。如：

The library is open from 8 a.m. to 5:30 p.m. 图书馆从上午8点到下午5:30开放。

Open the door for me, please. 请为我开一下门。

8 Thanks for your letter. (page 40, Part A)

谢谢你的来信。

句中的 **thanks** 相当于 **thank you**。**thanks for something** 意思是“为某事感谢（某人）”。

如：

Thanks for all your hard work on it. 谢谢你为此事所尽的努力。

9 I live far away from the school. (page 40, Part A)

我住得离学校很远。

这句话相当于 *It is a long way from my home to the school.*

10 I go to school on foot every day. (page 40, Part A)

我每天步行去上学。

短语 **on foot** 意思是“步行”，相关的短语还有 **by bus**、**by bike**、**by ship**、**by plane** 等。

Unit 4

1 Some dogs just don't know how to have fun. (page 42, Picture 4)

有些狗就是不知道怎样玩乐。

这里 **how to have fun** 是“疑问词+动词不定式”结构，在句中作 **know** 的宾语。与 **have fun** 意思相近的短语有 **have a good time** 和 **enjoy oneself**。

2 I'm never late for it. (page 43, Part B)

我上学从不迟到。

be late for 意思是“迟到，迟做……”。如：

Joan is often late for work. 琼经常上班迟到。

3 Do you enjoy school, Millie? (page 43, Part B)

米莉，你喜欢上学吗？

这里 school 是不可数名词，前面不加 a 或 the，表示“上课（或上学）时间”。如：

after school 放学 at/in school 上学

I enjoy school very much. 我很喜欢上学。

4 After class, we often chat with each other or play in the playground. (page 44, lines 8–9)

下课后，我们经常在一起聊天或是在操场上玩。

英式英语表示“在操场上”常用 in the playground，而美式英语常用 on the playground。

5 We practise after school on Wednesday afternoon. (page 44, lines 14–15)

我们周三下午放学后训练。

通常情况下表示“在下午”用 in the afternoon，而如果指某个特定的下午，比如“在星期三下午”，则是用 on Wednesday afternoon。

6 Best wishes (page 44, line 17)

这是祝福语，用于英文书信的结尾，意思是“祝好”。朋友之间通信常用的还有 All the best、Take care 等。给家人或密友写信还可以用 Lots of love、Love from ... 作结尾。

7 What do you like to do at weekends, Millie? (page 50, Part B)

米莉，你周末喜欢做些什么？

短语 at weekends 相当于 at the weekend，意思是“在周末”。英式英语常用 at weekends 或 at the weekend，而美式英语常用 on weekends 或 on the weekend。

8 They help us get ready for the day. (page 52, Part A)

早操有助于我们为一天做好准备。

help somebody do something 意思是“帮助某人做某事”。如：

Please help him open the door. 请帮他开门。

be/get ready for 意思是“为……做好准备”。如：

The children are ready for lunch. 孩子们已准备好吃午饭了。

9 I can learn a lot about the world. (page 52, Part A)

我可以了解很多关于世界的知识。

Unit 5

1 We have some festivals in the USA, and I like Halloween best. (page 58, lines 3–4)

在美国我们有一些节日，我最喜欢万圣节前夕。

短语 like ... best 意思是“最喜欢……”，best 表示“最”。如：

What colour do you like best? 你最喜欢哪种颜色？

2 Halloween is on October 31. (page 58, line 5)

万圣节前夕在 10 月 31 日。

这是一封美国孩子的来信，因此信中使用 October 31 这种“月+日”的日期表达法，这是美式英语写法，英式英语中日期通常写为“日+月”。

- 3 We knock on their doors and shout “trick or treat”. (page 58, line 9)
我们敲他们的门，嘴里喊着“不招待就使坏”。
trick or treat 是西方万圣节前夕儿童装鬼玩闹、挨家挨户要糖果时的用语，意思是“不招待就搞恶作剧”。
- 4 Usually they give us some candy as a treat. (page 58, line 10)
通常他们会用一些糖果招待我们。
句中 candy 意思是“糖果”，是美式英语，常用作不可数名词。如：
a box of candy 一盒糖果 a piece of candy 一块糖果
candy 也可作可数名词，其复数形式 candies 强调各种糖果。
- 5 If they do not give us a treat, we play a trick on them. (page 58, lines 10–11)
假如他们不招待我们，我们就捉弄他们一下。
句中 if 引导的是条件句，意思是“如果……”。
- 6 We always have a party on the evening of October 31 and enjoy nice food and drinks. (page 58, lines 12–13)
在 10 月 31 日晚上我们总会举行一场晚会，享用美味的食物和饮料。
在晚上是 in the evening，但表示在几月几日的晚上，介词用 on。
- 7 Have a nice day! (page 64, Part B)
祝你愉快！
have a nice day 相当于 have a good time、enjoy yourself。类似的祝福语如：
Have a nice trip! 旅途愉快！
Good luck! 祝你好运！
- 8 let off fireworks (page 66, Part A)
燃放烟花
短语 let off 意思是“燃放”，是英式英语，相当于美式英语中的 set off。

Unit 6

- 1 An apple a day keeps the doctor away! (page 68, Picture 3)
一天一苹果，不用去诊所！
这是英语谚语，意思是吃苹果有助于保持身体健康。
- 2 Sometimes I feel hungry between meals, so I eat an apple or a pear. (page 70, lines 6–7)
有时两餐之间我觉得饿，就吃一个苹果或梨。
- 3 They have too much sugar and are bad for my teeth. (page 70, lines 7–8)
它们含糖太多，对我的牙齿有害。
too much 后接不可数名词。如：
We have too much homework. 我们的家庭作业太多了。
- 4 How often do you exercise? (page 75, Part A1)
你多长时间锻炼一次？

how often 表示“多久一次”，用来询问频率。如：

How often do you go to the library? 你多久去一次图书馆？

5 less than 3 times a week (page 75, Part A1)

一周少于三次

less 是 little 的比较级，常用来修饰不可数名词。可数名词一般用 few 的比较级 fewer 来修饰。如：

less time/water 少一些的时间/水 fewer books/apples 少一些的书/苹果

less than 意思是“少于”，用于数量、时间、金钱、距离等的比较，后面可以接可数名词。如：

less than a mile 不到一英里 less than 7 hours 少于 7 个小时

less/fewer than 的反义词是 more than，意思是“多于”。

6 How long do you sleep every night? (page 75, Part A1)

你每晚睡多长时间？

how long 意思是“多长”，可以用来询问事物、时间等的长度。如：

How long is this river? 这条河有多长？

How long do you practise English every day? 你每天练多长时间英语？

7 Apple juice tastes good. (page 76, Part B)

苹果汁味道不错。

句中的 taste 是系动词，后面接形容词作表语。常用的系动词有 be、feel、get、look、seem、sound、taste 等。

8 For breakfast, I always have an egg. I also eat *baozi* or *mantou*, and I drink a glass of milk. (page 78, Part A)

早餐我总吃一个鸡蛋，也吃点包子或馒头，还会喝一杯牛奶。

句中斜体单词 *baozi* 和 *mantou* 均为汉语拼音。现在，对于具有中国特色的传统食品名称，倾向于使用汉语拼音。

9 This meal gives me energy for the whole afternoon. (page 78, Part A)

这顿饭为我整个下午提供能量。

Unit 7

1 There's a new mall down the street. (page 80, Picture 1)

沿着这条街走有一个新建的大型购物中心。

句中的 mall 相当于 shopping mall，意思是“大型购物中心”，一般指集购物、餐饮、休闲、娱乐等于一体的大型购物场所。这种商业模式最早产生于美国，上世纪七、八十年代盛行于欧美。在英式英语中也称作 shopping centre。

2 Can I help you? (page 82, line 1)

您需要什么？

这是服务用语，用来招呼顾客和询问顾客的需要。类似的表达法如：

What can I do for you? 我能为你做些什么吗？

3 How much do they cost? (page 82, line 5)

它们(这些卡片)多少钱？

how much 用来询问“多少钱”。如：

How much is your new bike? 你的新自行车多少钱？

4 I'd like to buy a gift for my friend. (page 82, line 12)

我想给我的朋友买个礼物。

这里 buy something for somebody 表示“给某人买礼物”，还可以用 buy somebody something 的结构来表达。如：

I want to buy some flowers for her. 我想买些花给她。

= I want to buy her some flowers.

5 Oh, these clips are beautiful, and they match her pink coat! (page 82, lines 15–16)

哦，这些发卡很漂亮，而且和她的粉红色外套很相配！

句中的 match 在这里意思是“与……相配，匹配”。如：

White matches any other colour. 白色和其他什么颜色都相配。

6 I'll take them. (page 82, line 21)

我就买它们(这些发卡)吧。

句中的 take 在这里意思是“购买”，与 buy 意思相同。

7 I want to buy some presents different from Amy's. (page 84, Part B3)

我想买些和埃米买的不一样的礼物。

短语 different from 意思是“与……不同”，英式英语中也可以用 different to。如：

American English is a bit different from British English. 美式英语和英式英语有所不同。

= American English is a bit different to British English.

8 The presents I want to buy for Simon and Sandy are 23 yuan. (page 84, Part B3)

我想给西蒙和桑迪买的礼物共计 23 元。

句中的 I want to buy for Simon and Sandy 用作定语，修饰前面的 the presents。

9 Shopkeeper: What's your size? (page 88, Part B1)

Simon: Size 40.

店主：你穿几码？

西蒙：40 码。

size 意思是“(衣服、鞋等的) 尺码，号”。

10 Can I try them on? (page 88, Part B1)

我可以试穿一下吗？

try something on 意思是“试穿(衣物)”。如：

This dress looks beautiful. Try it on! 这件连衣裙看起来很漂亮。试一下吧！

Unit 8

1 I'm thinking about what to wear. (page 92, Picture 1)

我在考虑该穿什么。

这里 what to wear 是“疑问词 + 动词不定式”结构，在句中作 think about 的宾语。

2 OK, then. (page 93, Part B)

那好吧。

句中的 **then** 意思是“那么”，常用于表示交谈或陈述的开始或结束。如：

OK. Bye, then. 好，那就再见吧。

3 Trainers are light and comfortable and are popular among young people.
(page 94, lines 5–6)

运动鞋轻便、舒适，在年轻人中很受欢迎。

句中的 **among** 表示“在（三者以上）之间”，而 **between** 表示“在（两者）之间”。如：

Among them, he is the best. 他们是他们中间最优秀的。

Don't eat between meals. 两餐之间不要吃东西。

4 Here comes Simon. (page 94, line 7)

西蒙来了。

这是以 **here** 开头的倒装句。通常给某人东西或指出某物时会这么说。如：

Here you are. 给你。

Here comes the bus. 公共汽车来了。

5 What a great show, Sandy! (page 96, Part B4)

桑迪，这场演出真棒！

这是 **what** + 名词表示的感叹句，也可以用 **how** 表示，即 **How great the show is!**

6 They are fit for a long walk. (page 100, Part A3)

它们（运动鞋）适合长时间的步行。

句中的 **fit** 是形容词，意思是“适合的”。**fit** 还可以表示“健康的”。如：

The food is not fit for kids. 这食物不适合孩子吃。

You need to do more exercise to keep fit. 你应该多运动以保持健康。

fit 也可用作动词，意思是“（使）适合”。如：

This pair of shoes fits (me) very well. 这双鞋非常适合（我）。

7 They're made of leather. (page 100, Part B)

它们（这副手套）是皮革做的。

be made of 意思是“由……制成”，通常表示该制成品仍看得出原材料。而 **be made from** 则表示该制成品看不出原材料。如：

This bottle is made of glass. 这个瓶子是由玻璃制成的。

Paper is made from wood. 纸是由木头制成的。

8 I think white shirts look clean, and white matches any other colour. (page 103, Part B)

我认为白衬衫看起来干净，而且白色跟任何其他颜色都搭配。

句中 **any other** + 单数名词，表示“任何其他……之一”。

Grammar check

Unit 1

动词 be 的一般现在时

我们常使用动词 **be** 的一般现在时谈论事实和状态。如：

I **am** from China. 我来自中国。

He **is** 12 years old. 他十二岁。

We **are** very happy. 我们非常高兴。

注意：主语可以是人称代词，也可以是名词，动词 **be** 要与主语保持一致。如：

The little dog **is** very cute. 这只小狗很可爱。

These apples **are** big and red. 这些苹果又大又红。

- 如果主语是代词，在非正式行文中，动词 **be** 与前面主语可以缩写。如：

I am = **I'm**

You are = **You're**

She is = **She's**

He is = **He's**

It is = **It's**

We are = **We're**

They are = **They're**

- 动词 **be** 一般现在时的否定句式是在 **be** 后面加 **not**。如：

She **is not** tall. 她个子不高。

They **are not** in the classroom. 他们不在教室里。

在非正式行文中，动词 **is/are** 与 **not** 可以缩写。如：is not = **isn't**、are not = **aren't**。

- 动词 **be** 一般现在时的一般疑问句式是将 **be** 提前至句首。如：

—**Are** you in Grade 7? 你在七年级吗?

—Yes, I am. 是的，我是。

—**Is** Tom your classmate? 汤姆是你的同学吗?

—No, he **isn't**. 不，他不是。

注意：**am** 与 **not** 不能缩写。

在肯定答句中，主语和动词 **be** 不能缩写。如 “Yes, he is.” 不可缩略为 “Yes, he's.”。

Unit 2

行为动词的一般现在时

我们常用一般现在时谈论我们经常做的事、目前的爱好、能力等以及不受时限的客观事实。

这时我们常使用行为动词，这种动词有具体、实际的含义。请比较：

They **are** hard-working students. 他们是勤奋的学生。（动词 **be**）

They **work** hard. 他们学习很努力。（行为动词）

注意：当我们用一般现在时进行表达的时候，不能同时使用动词 **be** 和行为动词。如：

I **am** from China. (✓)

I **come** from China. (✓)

I **am come** from China. (X)

- 行为动词的一般现在时可用于以下情况：

用法	例句
经常性、习惯性的动作	I go to school at 7 o'clock every morning.
目前的爱好、能力等	She sings very well.
不受时限的客观事实	Fish live in water.

- 根据主语的人称和数的不同，行为动词的一般现在时有两种形式。
当主语是第一、第二人称和第三人称复数时，行为动词使用其原形。如：
We **have** lunch at school. 我们在学校吃午餐。
My parents **watch** films at weekends. 我的父母周末看电影。
当主语是第三人称单数时，行为动词使用其第三人称单数形式。如：
She **does** her homework in the evening. 她晚上写家庭作业。
He **plays** football every day. 他每天踢足球。

- 行为动词一般现在时的第三人称单数形式的构成方法如下：

规则	举例	读音变化
大多数动词后加 s	make— makes live— lives	清辅音后的 s 读[s]；浊辅音或元音后的 s 读[z]
以 ch、sh、ss 或 x 结尾的动词后加 es	teach— teaches finish— finishes guess— guesses fix— fixes	es 读[ɪz]
以辅音字母 + y 结尾的动词，去掉 y，再加 ies	carry— carries cry— cries	es 读[z] 注：如果动词以元音字母 + y 结尾，不适用此规则。如：play—plays
以辅音字母 + o 结尾的动词后加 es	go— goes	es 读[z]
特殊变化	have— has	

- 行为动词一般现在时的否定句式是在行为动词前添加 do not 或 does not，当主语是第三人称单数时，助动词用 does。在非正式行文中，do not 和 does not 可以缩写成 don't 和 doesn't。如：
Students **do not go** to school on Sunday. 学生周日不上学。
He **does not work** in this shop. 他不在这家商店工作。
- 行为动词一般现在时的疑问句式是在句首添加助动词 do 或 does，当主语是第三人称单数时，助动词用 does。如：
—**Do** you **play** basketball after school? 你放学后打篮球吗？
—Yes, I do. 是的，我打篮球。
—**Does** John **speak** Chinese? 约翰说中文吗？
—No, he **doesn't**. 不，他不说中文。
注意：在疑问句和否定句中，助动词之后的行为动词均用原形。
- 区分行为动词 do 和助动词 do 的用法。如：
I **do not do** housework on Saturday. 我周六不做家务。
Do you **do** housework on Saturday? 你周六做家务吗？
(第一个 do 是助动词，第二个 do 是行为动词)

Unit 3

人称代词

我们常常用人称代词来代替表示人或物的名词。如：
Lucy and I are twins. **We** are from the USA. 露西和我是双胞胎。我们来自美国。
Look at these flowers. **They** are beautiful. 看看这些花。它们很漂亮。
The panda is cute. Everyone likes **it**. 那只熊猫很可爱。人人都喜欢它。
Helen is my cousin. I often play with **her**. 海伦是我表妹。我常和她一起玩。
注意：人称代词不仅可以指代人，还可以指代动植物及无生命的物体。
如果人称代词在句子中作主语，用主格；如果人称代词作宾语，用宾格。主格常位于句首，宾格一般在动词或介词之后。

- 人称代词的主格和宾格归纳如下：

人称代词	单数					复数		
	第一人称	第二人称	第三人称			第一人称	第二人称	第三人称
主格	I	you	he	she	it	we	you	they
宾格	me	you	him	her	it	us	you	them

注意：第一人称单数主格I 始终要大写；第二人称单、复数的主格和宾格形式相同，均为you ；第三人称单数主格有 he、she 和 it，对应的宾格有 him、her 和 it。

Unit 4

表示时间的介词 (in/on/at)

我们可以在不同的时间前面使用 in、on 或 at，来表示做某事的时间。

介词	用于	举例
in	一天中的早、中、晚 月份 季节 年	in the morning/afternoon/evening in January/February/March/April/May/June/July/ August/September/October/November/December in spring/summer/autumn/winter in 2008/2012/2100
on	星期 某一天 某一天的早、中、晚 特定的节日（一天）	on Sunday/Monday/Tuesday/Wednesday/Thursday/ Friday/Saturday on 1 September on a cold morning/Sunday afternoon on Children's Day
at	某一时刻 年龄	at 4:15 at 12 (years old)

注意：如果节日不止一天，而是持续一段时间，我们用at。如：at Christmas、at the Spring Festival。

频度副词

我们可以使用频度副词来表示做某件事的频率。如：
He **always** gets up at six in the morning. 他总是早上六点起床。

We do not **often** go to the cinema. 我们不经常去看电影。

I am **never** late for school. 我上学从不迟到。

注意：频度副词一般放在行为动词的前面、助动词 do/does 和动词 be 的后面。

- 频度副词所表示的频率由低到高为：

never 从不	seldom 很少	sometimes 有时	often 经常	usually 通常	always 总是
0% —————→ 100%					

Unit 5

特殊疑问句

我们使用特殊疑问句询问一些具体信息。如：

Who plays basketball well in your class? 你们班谁篮球打得好?

Whose pencil is this? 这是谁的铅笔?

特殊疑问句以疑问词开头，常用的疑问词有：what、who、whose、when、how 等。因大多数疑问词均以 wh- 开头，故特殊疑问句又被称为“wh- 问句”。

- 常见的特殊疑问词有：

特殊疑问词		含义	例句
what		什么	What is your name/job?
what	class/grade	哪个班级/年级	What class/grade are you in?
	colour	什么颜色	What colour do you like?
	time	几点	What time is it?
when		什么时候	When do you usually get up?
where		哪里	Where do you live?
who		谁	Who is the man in a blue sweater?
why		为什么	Why are you always late for school?
whose		谁的	Whose pen is this?
which		哪一个	Which is better, the red one or the blue one?
how		怎么样	How do you go to school?
how	many	多少（可数）	How many students are there in your class?
	much	多少（不可数）	How much milk do you drink every day?
	old	几岁	How old is your cousin?
	often	多长时间一次	How often do you go to the library?
	long	多长 多久	How long is the Yangtze River? How long do you watch TV every day?
	far	多远	How far is your home from school?
tall		多高	How tall is the building?

注意：1. 针对疑问词 **what time** 的回答多为具体时间，而针对 **when** 的回答既可以是大体时间，也可以是具体时间。如：

—**What time** do you get up? 你几点起床?

—At seven o'clock. 七点。

—**When** do you play volleyball? 你什么时候打排球?

—On Wednesday afternoon. 周三下午。

2. 疑问词 **whose**、**which** 后可以跟名词。如:

Whose car is this? 这是谁的轿车?

Which book do you like? 你喜欢哪本书?

3. 当对价格或金额提问时, 直接用 **how much**。如:

How much is your computer? 你的电脑多少钱?

4. 回答特殊疑问句, 不能用 **yes** 或 **no**, 而要针对问题回答, 即问什么答什么。如:

—**How old** are you? 你几岁了?

—(I'm) **Thirteen**. (我) 十三岁。

Unit 6

可数名词和不可数名词

英语中的名词按其表示的事物的性质可分为可数名词与不可数名词。

- 不可数名词通常指以量计算或作为整体的事物, 如 **water** (水) 或 **time** (时间)。不可数名词无单、复数之分, 前面有无限定词均可。如:

Her **hair** is very long. 她的头发很长。

Do you have **paper**? 你有纸吗?

- 可数名词, 顾名思义, 即可以用数目来计算的人或物。指一个人或一事物时, 用单数形式; 指两个或多个人或事物时用复数形式。如:

I am a **student**. 我是一名学生。

They love these **children** very much. 他们非常爱这些孩子。

- 单数可数名词如何变成复数形式呢? 常见规则请看下表:

规则	举例	备注
大多数词后加 s	book—books chair—chairs	清辅音后的 s 读[s]; 浊辅音或元音后的 s 读[z]
以辅音字母 + y 结尾的词, 去掉 y, 再加 ies	family—families	ies 读[ɪz] 注: 以元音字母 + y 结尾的单词不适用此规则。如: boy—boys
以 s、x、ch、sh 结尾的词后加 es	bus—buses box—boxes watch—watches brush—brushes	es 读[ɪz] 注: 以 ch 结尾但不发[tʃ]的可数名词不适用此规则。如: stomach—stomachs
以 o 结尾的词后有的加 s, 有的加 es	kilo—kilos radio—radios potato—potatoes	s 读[z], es 读[z]
以 f 或 fe 结尾的词, 去掉 f 或 fe, 再加 ves	knife—knives shelf—shelves	ves 读[vz]
特殊变化	man—men foot—feet child—children fish—fish	由 man 或 woman 与另一单词组成的复合名词变为复数时, 两部分都发生变化。 如: women drivers 女司机 men doctors 男医生

- 由于语言的差异，在名词的可数概念上，英语与汉语并不完全一致。如：“纸张”在汉语中可数，可是 **paper** 在英语中却不可数。容易误用的不可数名词还有：**time**（时间）、**money**（钱）、**work**（工作、劳动）、**homework**（家庭作业）、**news**（消息）、**luck**（运气）等。
- 如果主语是不可数名词，动词常用单数。如：
Coffee is a kind of drink. 咖啡是一种饮品。
- 作单数的可数名词或名词短语前一般有限定词，如：冠词 **a/an**、**the**；指示代词 **this**、**that**；形容词性物主代词 **my**、**your**、**his**、**her**、**their** 等；名词所有格 **John's** 等。
注意：冠词 **a** 用于辅音音素开头的可数名词前；**an** 用于元音音素开头的可数名词前，而不是元音字母开头的名词前。如：
Mary is an American. 玛丽是个美国人。
She is an honest girl. 她是一个诚实的女孩。
She has an umbrella and a useful book. 她有一把雨伞和一本有用的书。
- 不可数名词前不能用 **a/an** 或表示具体数量的数词，但可以用 **the**、**some**、**much**、**a little**、**little**、**a lot of** 等词或词组修饰，表示数量的多少。如：**a lot of water** 许多水。
- 不可数名词前还可以用表示量的可数名词 + **of** 短语来表示数量。如：
a piece of paper 一张纸 **three cups of coffee** 三杯咖啡 **five kilos of meat** 五公斤肉

Unit 7

用 **some** 和 **any** 表示数量

我们可以用 **some** 和 **any** 这样不定数或不定量的词来修饰名词。

- **some** 和 **any** 表示“一些”，既可修饰可数名词，又可修饰不可数名词。如：
There are some books on the desk. 桌上有一些书。
I want some juice. 我想来点儿果汁。
There are not any oranges in the shop. 商店里没有柑橘了。
Do you have any good news? 你有什么好消息吗？
- **some** 常用于肯定句中，**any** 常用于否定句或疑问句中。如：
He has some interesting computer games. 他有一些有趣的电脑游戏。
He does not have any interesting computer games. 他没有有趣的电脑游戏。
Does he have any interesting computer games? 他有有趣的电脑游戏吗？
注意：在疑问句中，我们在提出建议或请求时常用 **some**，表示希望得到对方的肯定答复。
如：
Can you pass some sugar to me? 你能递些糖给我吗？
Would you like some drink? 你想喝点饮料吗？

there be 结构

我们常常会用“**there be**”结构来表达“某地有某物或某人”。如：

- There is** a computer in the reading room. 阅览室里有一台电脑。
There are a lot of people in the park at the weekend. 周末公园里有很多人。
There is not any meat in the fridge. 冰箱里没有肉了。
Are there any girl students in the classroom? 教室里有女生吗？

- **there be** 结构中，动词 **be** 的形式与后面的名词一致。后面的名词如果是可数名词单数或不可数名词，动词 **be** 用 **is**；后面的名词如果是可数名词复数，动词 **be** 用 **are**。
注意：当 **there be** 后面有两个或两个以上名词时，动词 **be** 要与离它最近的名词一致。如：
There **is** a girl and two boys under the tree. 树下有一个女孩和两个男孩。
There **are** two boys and a girl under the tree. 树下有两个男孩和一个女孩。
- **there be** 结构的否定句式是在动词 **be** 后加 **not**；一般疑问句式是把动词 **be** 调到句首，应答时可以说：Yes, there is/are. 或 No, there is/are not.
- 注意区分 **there be** 和 **have** 的用法。**there be** 结构表示“存在”，而 **have** 表示“拥有”。如：
There **is** a picture on the wall. 墙上有幅画。
I **have** some pictures. 我有一些画。

Unit 8

现在进行时

我们用现在进行时表达“某人正在做某事”。如：

I **am watching** TV in my bedroom. 我正在卧室里看电视。

My grandfather **is reading** a newspaper. 我的爷爷正在看报纸。

Boys **are not playing** in the playground now. 男孩子们此刻不在操场上玩。

—**Are you doing** your homework? 你在写作业吗？

—Yes, I am. 是的，我在写作业。

- 现在进行时可以表示说话时正在进行或发生的动作，也可表示当前一段时间内的活动或现阶段正在进行的动作。如：
We **are waiting** for you here. 我们正在这儿等你呢。
Tom **is making** a model plane all the afternoon. 汤姆整个下午都在做飞机模型。
We **are working** hard this term. 这学期我们学习一直很努力。
- 如果句子带有鲜明的时间状语，如 **now**（现在），或带有 **look** 和 **listen** 等暗示词，或有表示现在的上下文语境，我们常用现在进行时。如：
My mum **is cooking** dinner now. 我妈妈正在做饭。
Listen! Our teacher **is singing** an English song. 听！我们的老师正在唱英文歌曲。
—Where is your father? 你爸爸在哪儿？
—Oh, he **is cleaning** his car. 噢，他正在洗车。
注意：有些动词一般不用于进行时。如：**know**、**understand**、**love**、**like**、**want**、**hope**、**hear**、**see** 等。
- 现在进行时的基本结构是主语 + **be** + **v-ing**（动词的现在分词），动词的变化规则如下：

规则	举例
大多数动词后加 ing	go— going
以不发音的 e 结尾的动词，去掉 e ，再加 ing	take— taking
以 ie 结尾的动词，变 ie 为 y ，再加 ing	die— dying
以一个辅音字母结尾的重读闭音节动词，双写最后一个辅音字母，再加 ing	get— getting swim— swimming

注意：重读闭音节首先必须是重读音节，同时这个音节是两个辅音中间夹一个元音的结构。

- 现在进行时的否定句式是在 **be** 后加 **not**，构成主语 + **be** + **not** + **v-ing** 结构。

The students **are not having** lunch. 学生们不在吃午餐。

- 现在进行时的一般疑问句式是把 **be** 提前至句首。如：

—**Is** that girl **asking** you questions? 那个女孩在问你问题吗？

—Yes, she is. 是的。

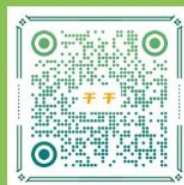
- 现在进行时的特殊疑问句式是疑问词 + **be** + 主语 + **v-ing**。如：

—**What are** you **reading**? 你在看什么书？

—I'm reading a book about colours. 我在看一本有关色彩的书。

更多资料及加群

请加千千老师微信





Wordlist (by unit)

注：本表不收录有关指示语、语法讲解、学习技巧和课题(Project)中的生词。括号中所标数字为该词条在本教科书中首次出现时的页码。带*号的单词只要求会读、听得懂，不要求拼写。单词音标以Oxford Advanced Learner's Dictionary (7th Edition)为依据，其中元音有短元音/ɪ/、/ʊ/、/ɪə/、/ʊə/和弱元音/i/、/u/、/iə/、/uə/之分。

Unit 1

oh /əʊ/ <i>excl.</i> 哦，啊	(6)
* e-dog /'i:dg/ <i>n.</i> 电子狗	(6)
* master /'ma:stə(r)/ <i>n.</i> 主人；大师	(6)
grade /greɪd/ <i>n.</i> 年级	(8)
student /'stju:dnt/ <i>n.</i> 学生	(8)
reading /'ri:dn/ <i>n.</i> 阅读	(8)
classmate /'kla:smet/ <i>n.</i> 同班同学	(8)
after school 放学后	(8)
* slim /slɪm/ <i>adj.</i> 苗条的	(8)
be good at 擅长于	(8)
over /'əʊvə(r)/ there 在那边	(12)
classroom /'kla:sru:m; 'kla:srɒm/ <i>n.</i> 教室	(12)
dancing /'dɑ:nsɪŋ/ <i>n.</i> 跳舞，舞蹈	(13)
swimming /'swɪmɪŋ/ <i>n.</i> 游泳	(13)
age /eɪdʒ/ <i>n.</i> 年龄	(13)
* looks /lʊks/ <i>n.</i> 相貌，容貌	(13)
cute /kju:t/ <i>adj.</i> 可爱的；讨人喜欢的	(13)
hobby /'hɒbi/ <i>n.</i> 业余爱好	(13)
glad /glæd/ <i>adj.</i> 高兴的	(14)
everyone /'evriwʌn/ <i>pron.</i> 每人，人人	(16)
come from 来自	(16)
glasses /'glɑ:sɪz/ <i>n.</i> [复]眼镜	(16)

Unit 2

walking /'wɔ:kn/ <i>n.</i> 散步，步行	(18)
really /'ri:əli; 'rɪəli/ <i>adv.</i> (答话时表示感兴趣或惊讶)；的确，确实	(18)
bowl /bəʊl/ <i>n.</i> 碗，盆	(18)
time /taɪm/ <i>n.</i> 次，回	(18)
tennis /'tenɪs/ <i>n.</i> 网球	(19)
volleyball /'vɒlɪbɔ:l/ <i>n.</i> 排球	(19)
enjoy /ɪn'dʒɔɪ/ <i>vt.</i> 享受…的乐趣；欣赏；喜爱	(19)
go swimming 去游泳	(19)
player /'pleɪə(r)/ <i>n.</i> 运动员	(20)

member /'membə(r)/ <i>n.</i> 成员	(20)
club /klʌb/ <i>n.</i> 俱乐部	(20)
free /fri:/ <i>adj.</i> 空闲的	(20)
hope /həʊp/ <i>vt.</i> 希望	(20)
dream /dri:m/ <i>n.</i> 梦想；梦	(20)
true /tru:/ <i>adj.</i> 真的，真实的	(20)
come true 变为现实，成为事实	(20)
drawing /'drɔ:ɪŋ/ <i>n.</i> 画画	(24)
weekend /,wi:k'end/ <i>n.</i> 周末	(24)
at/on weekends (= at/on the weekend) 在周末	(24)
of course /,əv 'kɔ:s/ 当然	(24)
shop /ʃɒp/ <i>vi.</i> 购物	(24)
table tennis <i>n.</i> 乒乓球	(25)
else /els/ <i>adv.</i> 另外；其他	(26)
lot /lɒt/ <i>det. & pron.</i> 许多，好些	(26)
a lot of (= lots of) 许多；大量	(26)
fun /fʌn/ <i>n.</i> 享乐，乐趣；有趣的事	(26)
team /ti:m/ <i>n.</i> 队；组	(28)
talk about/of 谈论	(28)
match /mætʃ/ <i>n.</i> 比赛，竞赛	(28)
hero /'hɪərəʊ/ <i>n.</i> 偶像；英雄	(28)

Unit 3

which /wɪtʃ/ <i>pron.</i> 哪一个	(30)
best /best/ <i>adv.</i> (well 的最高级) 最，最好地	(30)
so /səʊ/ <i>conj.</i> 因此，所以	(30)
* biology /baɪ'ɒlədʒi/ <i>n.</i> 生物	(31)
geography /dʒɪ'ɒɡrəfi/ <i>n.</i> 地理	(31)
history /'hɪstri/ <i>n.</i> 历史	(31)
date /deɪt/ <i>n.</i> 日期	(31)
meeting /'mi:tn/ <i>n.</i> 会议；集会	(31)
o'clock /ə'klɒk/ <i>adv.</i> (表示整点) …点钟	(31)
OK /əʊ'keɪ/ <i>adv.</i> (= okay) 好，对；不错	(31)
gate /geɪt/ <i>n.</i> 大门	(31)
so /səʊ/ <i>adv.</i> 如此，这么；非常	(32)

show /ʃəʊ/ <i>vt.</i> 引, 带, 领	(32)
around /ə'raʊnd/ <i>adv.</i> 到处, 向各处	(32)
show sb around 领某人参观	(32)
front /frʌnt/ <i>n.</i> 前面	(32)
in front of 在…前面	(32)
building /'bɪldɪŋ/ <i>n.</i> 建筑物, 房子, 楼房	(32)
ground /graʊnd/ <i>n.</i> 地, 地面	(32)
ground floor <i>n.</i> <英> 底层, 一楼 = <美> first floor	(32)
bright /braɪt/ <i>adj.</i> 明亮的	(32)
modern /'mɒdn/ <i>adj.</i> 现代的; 新式的	(32)
hall /hɔ:l/ <i>n.</i> 礼堂, 大厅	(32)
diary /'daɪəri/ <i>n.</i> 日记	(34)
look at 看一看	(35)
wall /wɔ:l/ <i>n.</i> 墙	(35)
let me see 让我想想	(35)
after class 下课后	(36)
pardon /'pɑ:dn/ <i>excl.</i> (用于请求别人重复) 什么, 请再说一遍	(36)
phone /fəʊn/ <i>n.</i> (= telephone) 电话	(36)
on the phone 通电话	(36)
from ... to ... 从…到…	(38)
take /teɪk/ <i>vt.</i> 需要…时间, 费时	(38)
get up 起床	(38)
go to school 去上学	(38)
a.m. /,eɪ 'em/ <i>abbr.</i> 午夜至正午, 上午, 午前	(38)
p.m. /,pi: 'em/ <i>abbr.</i> 下午, 午后	(38)
reading room <i>n.</i> 阅览室	(38)
only /'əʊnli/ <i>adv.</i> 只, 只有, 仅	(38)
sure /ʃʊə(r); ʃʊ:(r)/ <i>adv.</i> (口) 当然	(38)
kind /kaɪnd/ <i>n.</i> 种类	(38)
all kinds of 各种各样的	(38)
borrow /'bɒrəʊ/ <i>vt.</i> 借, 借用	(38)
borrow ... from ... 向…借…	(38)
letter /'letə(r)/ <i>n.</i> 信, 函	(40)
few /fju:/ <i>det. & pron.</i> 不多(的), 少数(的)	(40)
a few 一些, 少量	(40)
away /ə'weɪ/ <i>adv.</i> 离开, 远离	(40)
far away from 远离	(40)
on foot 走路, 步行	(40)
best /best/ <i>n.</i> (前常加 the) 最好的事物或人	(40)
all the best 一切顺利, 万事如意	(40)

Unit 4

wake /weɪk/ <i>vi. & vt.</i> 醒, 醒来; 唤醒	(42)
wake up 醒来	(42)
shall /ʃəl; ʃæl/ <i>modal v.</i> (表示提出或征求建议)	(42)
hill /hɪl/ <i>n.</i> 小山	(42)
seldom /'seldəm/ <i>adv.</i> 很少, 不常	(42)
out /aʊt/ <i>adv.</i> (从…里) 出来, 向外, 外出	(42)
go out 出去	(42)
have breakfast/lunch/dinner 吃早饭/中饭/晚饭	(42)
need /ni:d/ <i>vt.</i> 需要	(42)
rest /rest/ <i>n.</i> 休息, 歇息	(42)
just /dʒʌst/ <i>adv.</i> 只是	(42)
have fun 玩得高兴	(42)
have lessons 上课	(43)
after-school <i>adj.</i> 课外的, 课后的	(43)
activity /æk'tɪvəti/ <i>n.</i> 活动	(43)
homework /'həʊmwɜ:k/ <i>n.</i> 家庭作业	(43)
go to bed 去睡觉	(43)
usually /'ju:ʒʊəli; 'ju:ʒəli/ <i>adv.</i> 通常, 经常	(43)
never /'nevə(r)/ <i>adv.</i> 从不, 绝不	(43)
be late for 迟到	(43)
start /stɑ:t/ <i>vt. & vi.</i> 开始, 着手	(43)
quarter /'kwɔ:tə(r)/ <i>n.</i> 一刻钟	(43)
past /pɑ:st/ <i>prep.</i> 晚于	(43)
in the morning/afternoon/evening 在上午/下午/晚上	(44)
first /fɜ:st/ <i>adv.</i> 首先	(44)
* chat /tʃæt/ <i>vi.</i> 聊天, 闲聊	(44)
each /i:tʃ/ <i>det. & pron.</i> 每人, 每个, 每件	(44)
other /'ʌðə(r)/ <i>pron.</i> 另外, 其他	(44)
each other <i>pron.</i> 互相, 彼此	(44)
practise /'præktɪs/ <i>vi. & vt.</i> <英> 练习; 训练 = <美> practice	(44)
have a good time 过得愉快, 玩得高兴	(44)
best /best/ <i>adj.</i> (good 的最高级) 最好的	(44)
wish /wɪʃ/ <i>n.</i> 希望, 祝愿	(44)
would /wʊd; wəd; əd/ <i>modal v.</i> (表示客气地 建议或邀请)	(47)
would like (= 'd like) 想, 愿意	(47)
life /laɪf/ <i>n.</i> (<i>pl.</i> lives) 生活; 生命	(47)
* roller skating <i>n.</i> 溜旱冰	(48)

wish /wɪʃ/ *vt.* 希望, 祝愿
luck /lʌk/ *n.* 好运, 幸运
museum /mjuː'zi:əm/ *n.* 博物馆
twice /twɑ:z/ *adv.* 两次
picnic /'pɪknɪk/ *n.* 野餐
once /wʌns/ *adv.* 一次
* **dislike** /dɪs'laɪk/ *n.* 不喜爱, 厌恶
reason /'ri:zn/ *n.* 原因, 理由
ready /'redi/ *adj.* 准备好, 准备完毕
get ready for sth 为…准备好
learn /lɜ:n/ *vt. & vi.* 学, 学习, 学会
world /wɜ:ld/ *n.* 世界

Unit 5

celebrate /'selɪbreɪt/ *vi. & vt.* 庆祝, 庆贺
guess /ges/ *n.* 猜, 猜测
dress /dres/ *vi. & vt.* 穿着, 穿衣
dress up 装扮, 乔装打扮
as /əz; æz/ *prep.* 作为, 当作
* **ghost** /gəʊst/ *n.* 鬼, 鬼魂
Christmas /'krɪsməs/ *n.* 圣诞节
festival /'festɪvl/ *n.* 节日
because /bɪ'kɒz; brɪ'kæz/ *conj.* 因为
present /'preznt/ *n.* 礼物
together /tə'geðə(r)/ *adv.* 在一起, 共同
get together 聚会, 联欢
moon cake /'mu:n keɪk/ *n.* 月饼
full /fʊl/ *adj.* 圆的; 满的
USA /ˌju: es 'eɪ/ *abbr.* (= **United States of America**) 美国
* **mask** /mɑ:sk/ *n.* 面具, 面罩
paint /peɪnt/ *vt.* 用颜料涂
* **pumpkin** /'pʌmpkɪn/ *n.* 南瓜
* **lantern** /'læntən/ *n.* 灯笼, 提灯
when /wen/ *conj.* 当…的时候
inside /ɪn'saɪd/ *adv.* 在(或向)里面
knock /nɒk/ *vi.* 敲, 击
knock on the door 敲门
shout /ʃaʊt/ *vt. & vi.* 大声说, 叫, 嚷
* **trick** /trɪk/ **or** **treat** /tri:t/ 不招待, 就使坏
if /ɪf/ *conj.* 如果
treat /tri:t/ *n.* 招待
* **trick** /trɪk/ *n.* 诡计, 把戏

(50) **special** /'speʃl/ *adj.* 特殊的, 特别的 (58)
(50) **question** /'kwesʃən/ *n.* 问题 (60)
(50) **dumpling** /'dʌmplɪŋ/ *n.* 汤团, 饺子 (62)
rice dumpling *n.* 粽子 (62)
(50) **grandparent** /'grænpeərənt/ *n.* 祖父(母) (62)
(50) **other** /'ʌðə(r)/ *adj.* 另外, 其他 (62)
(52) **thing** /θɪŋ/ *n.* 东西, 物品 (62)
(52) **lion** /'laɪən/ *n.* 狮子 (63)
lion dance *n.* 狮子舞 (63)
(52) * **firework** /'faɪəwɜ:k/ *n.* 烟火, 烟花 (63)
(52) **find out** 发现 (63)
(52) **more** /mɔ:(r)/ *det. & pron.* 更多(的) (63)
radio /'reɪdiəʊ/ *n.* 无线电广播(节目);
收音机 (63)
take photos 拍照 (64)
at night 在夜里 (64)
show /ʃəʊ/ *n.* 演出, 秀 (64)
seem /si:m/ *linking v.* 好像, 似乎, 看来 (64)
different /'dɪfrənt/ *adj.* 不同的 (64)
around /ə'raʊnd/ *prep.* 围绕, 在…周围 (64)
important /ɪm'pɔ:tnt/ *adj.* 重要的 (66)
most /məʊst/ *det. & pron.* 大多数, 大部分 (66)
off /ɒf/ *adv.* 离开, 脱离 (66)
let off (= **set off**) 使(炸弹等)爆炸 (66)
* **packet** /'pækɪt/ *n.* 小包; (一)包 (66)
* **red packet** *n.* 红包 (66)

Unit 6

* **lifestyle** /'laɪfstaɪl/ *n.* 生活方式 (68)
noon /nu:n/ *n.* 正午 (68)
hamburger /'hæmbɜ:gə(r)/ *n.* 汉堡包 (68)
keep /ki:p/ *vt.* 保持 (68)
lemon /'lemən/ *n.* 柠檬 (69)
watermelon /'wɔ:təmelən/ *n.* 西瓜 (69)
chocolate /'tʃɒklət/ *n.* 巧克力 (69)
beef /bi:f/ *n.* 牛肉 (69)
carrot /'kærət/ *n.* 胡萝卜 (69)
* **pork** /pɔ:k/ *n.* 猪肉 (69)
sweet /swi:t/ *n.* <英>糖果; 甜点 (69)
= <美> **candy**
meat /mi:t/ *n.* (猪、牛、羊等的) 肉 (69)
* **snack** /snæk/ *n.* 小吃, 零食 (69)
health /helθ/ *n.* 健康 (69)

fit /fɪt/ <i>adj.</i> 健康的	(70)	down /daʊn/ <i>prep.</i> 沿着；向下	(80)
keep fit 保持健康	(70)	hate /heit/ <i>vt.</i> 讨厌；恨	(80)
meal /mi:l/ <i>n.</i> 一餐（饭）	(70)	well /wel/ <i>excl.</i> （表示同意、犹豫等）好吧，那么，哎呀	(80)
pear /peə(r)/ <i>n.</i> 梨	(70)	money /'mʌni/ <i>n.</i> 钱	(80)
sugar /'ʃʊɡə(r)/ <i>n.</i> 食糖；糖	(70)	wallet /'wɒlɪt/ <i>n.</i> 钱包	(80)
tooth /tu:θ/ <i>n.</i> (<i>pl.</i> teeth) 牙齿	(70)	carry /'kæri/ <i>vt.</i> 拿，提，搬	(80)
computer game <i>n.</i> 电脑游戏	(70)	bookshop /'bʊkʃɒp/ <i>n.</i> 书店	(81)
* cola /'kəʊlə/ <i>n.</i> 可乐饮料	(70)	gift /ɡɪft/ <i>n.</i> 礼物	(81)
change /tʃeɪndʒ/ <i>vt. & vi.</i> 改变，变化	(70)	* CD /,si: 'di: / <i>abbr.</i> (= compact disc)	
plan /plæn/ <i>vt.</i> 打算，计划	(70)	光盘，激光唱片	(81)
pool /pu:l/ <i>n.</i> 水池，水塘	(70)	sure /ʃʊə(r); ʃɔ:(r)/ <i>adj.</i> 确知，肯定，有把握	(81)
swimming pool <i>n.</i> 游泳池	(70)	maybe /'meɪbi/ <i>adv.</i> 也许，可能	(81)
piece /pi:s/ <i>n.</i> 块（片，张，件…）	(74)	be interested in 对…感兴趣	(81)
a piece of 一块（片，张，件…）	(74)	stamp /stæmp/ <i>n.</i> 邮票	(81)
glass /glɑ:s/ <i>n.</i> 玻璃杯；玻璃	(74)	collect /kə'lekt/ <i>vt.</i> 收集，搜集	(81)
* plate /pleɪt/ <i>n.</i> 盘子	(74)	you're welcome 别客气，不用谢	(81)
salt /sɔ:lt/ <i>n.</i> 盐	(74)	* shopkeeper /'ʃɒpkɪ:pə(r)/ <i>n.</i> 店主，售货员	(82)
cup /kʌp/ <i>n.</i> 茶杯，杯	(74)	just a minute 稍等片刻	(82)
kilo /'ki:ləʊ/ <i>n.</i> (= kilogram) 千克，公斤	(74)	take a look 看一看	(82)
* carton /'kɑ:tn/ <i>n.</i> 盒	(74)	cost /kɒst/ <i>vt.</i> 值（多少钱），需付费	(82)
bottle /'bɒtl/ <i>n.</i> 瓶子	(74)	cheap /tʃi:p/ <i>adj.</i> 便宜的	(82)
less /les/ <i>det. & pron.</i> 较少（的），更少（的）	(75)	last /lɑ:st/ <i>det.</i> 最近的；上一个的	(82)
than /ðən; ðæn/ <i>prep.</i> 比	(75)	* hair clip <i>n.</i> 发卡，发夹	(82)
less than 少于，小于	(75)	match /mætʃ/ <i>vt. & vi.</i> 与…相配，般配	(82)
more than 多于，不仅仅	(75)	pink /pɪŋk/ <i>adj.</i> 粉红色的	(82)
take a walk 散步	(75)	pretty /'prɪti/ <i>adj.</i> 漂亮的，俊俏的	(82)
total /'təʊtl/ <i>adj.</i> 总的，总计的，全部的	(76)	enough /ɪ'naʊf/ <i>det. & pron.</i> 足够（的），充分（的）	(82)
number /'nʌmbə(r)/ <i>n.</i> 数，数量	(76)	change /tʃeɪndʒ/ <i>n.</i> 零头，找头	(82)
score /skɔ:(r)/ <i>n.</i> 得分	(76)	different from 与…不同	(84)
point /pɔɪnt/ <i>n.</i> 分数	(76)	paper /'peɪpə(r)/ <i>n.</i> 纸	(85)
more /mɔ:(r)/ <i>adv.</i> （程度上）更强，更多	(76)	* item /'aɪtəm/ <i>n.</i> 一件物品；项目	(87)
order /'ɔ:də(r)/ <i>vt. & vi.</i> 点（菜）	(76)	T-shirt /'ti: ʃɜ:t/ <i>n.</i> T恤衫，短袖汗衫	(87)
menu /'menju:/ <i>n.</i> 菜单	(76)	poor /pɔ:(r); puə(r)/ <i>adj.</i> 贫穷的；可怜的	(88)
bean /bi:n/ <i>n.</i> 豆，豆科植物	(76)	area /'eəriə/ <i>n.</i> 地区	(88)
all right 行了，好吧	(76)	most /məʊst/ <i>adv.</i> （程度上）最大，最高	(88)
taste /teɪst/ <i>linking v.</i> 有…的味道	(76)	pocket /'pɒkɪt/ <i>n.</i> 口袋	(88)
* energy /'enədʒi/ <i>n.</i> 能量	(78)	pocket money <i>n.</i> 零花钱	(88)
whole /həʊl/ <i>adj.</i> 整个的	(78)	pair /peə(r)/ <i>n.</i> 双，对，副	(88)

Unit 7

shopping /'ʃɒpɪŋ/ <i>n.</i> 购物	(80)	a pair of 一双，一对，一副	(88)
mall /mɔ:l/ <i>n.</i> (= shopping mall) 大型购物中心	(80)	size /saɪz/ <i>n.</i> 尺码；大小	(88)
		try on 试穿，试试看	(88)

fit /fɪt/ <i>vi. & vt.</i> 适合, 合身	(88)	smart /smɑ:t/ <i>adj.</i> 衣着讲究的; 精干的	(94)
expensive /ɪk'spensɪv/ <i>adj.</i> 昂贵的	(88)	cool /ku:l/ <i>adj.</i> 酷的, 绝妙的	(94)
another /ə'nʌðə(r)/ <i>det. & pron.</i> 别的; 不同的; 又一, 另一	(88)	* cotton /'kɒtn/ <i>n.</i> 棉; 棉织物	(94)
price /praɪs/ <i>n.</i> 价格, 价钱	(88)	scarf /skɑ:f/ <i>n.</i> (<i>pl.</i> scarves) 围巾	(94)
fit /fɪt/ <i>n.</i> (尤指衣服) 适合, 合身	(88)	both /bəʊθ/ <i>det. & pron.</i> 两个 (都)	(94)
large /lɑ:dʒ/ <i>adj.</i> 大的; 大型号的	(88)	* jeans /dʒi:nz/ <i>n.</i> [复] 牛仔裤	(94)
note /nəʊt/ <i>n.</i> 笔记; 便条	(90)	silk /sɪlk/ <i>n.</i> (蚕) 丝; 丝绸	(94)
bus stop <i>n.</i> 公共汽车站	(90)	* wool /wʊl/ <i>n.</i> 羊毛, 羊绒	(94)
restaurant /'restɒrənt/ <i>n.</i> 餐馆	(90)	* boot /bu:t/ <i>n.</i> 靴子	(94)
top /tɒp/ <i>adj.</i> (位置、级别等) 最高的	(90)	both ... and和...都; 不仅...而且...	(95)

Unit 8

* fashion /'fæʃn/ <i>n.</i> 时装; 时尚, 风尚	(92)	write to 写信给	(97)
think about 考虑	(92)	wait for 等候	(97)
spend /spend/ <i>vt.</i> 度过	(92)	look for 寻找	(97)
lazy /'leɪzi/ <i>adj.</i> 懒惰的	(92)	lie /laɪ/ <i>vi.</i> 躺, 平放	(98)
blouse /blaʊz/ <i>n.</i> (女子的) 短上衣, 衬衫	(93)	go for sth 去从事 (某项活动或运动), 去参加	(99)
tie /taɪ/ <i>n.</i> 领带	(93)	fit /fɪt/ <i>adj.</i> 适合的	(100)
lend /lend/ <i>vt.</i> 借给	(93)	fit for 适合于	(100)
lady /'leɪdi/ <i>n.</i> 女士, 夫人	(94)	think of 认为; 考虑	(100)
gentleman /'dʒentlmən/ <i>n.</i> (<i>pl.</i> gentlemen) 先生	(94)	glove /glʌv/ <i>n.</i> 手套	(100)
* style /stɑɪl/ <i>n.</i> 风格, 样式	(94)	* leather /'leðə(r)/ <i>n.</i> 皮革	(100)
* trainer /'treɪnə(r)/ <i>n.</i> <英> 运动鞋 = <美> sneaker	(94)	soft /sɒft/ <i>adj.</i> 柔软的; 柔和的	(100)
comfortable /'kʌmfəbl/ <i>adj.</i> 舒适的, 使人舒服的	(94)	smooth /smu:ð/ <i>adj.</i> 光滑的, 平坦的	(100)
popular /'pɒpjələ(r)/ <i>adj.</i> 受喜爱的, 受欢迎的	(94)	lovely /'lʌvli/ <i>adj.</i> 可爱的; 美丽的; 极好的	(100)
among /ə'mʌŋ/ <i>prep.</i> 在...中; 在三者或以上 中分配或选择	(94)	hat /hæt/ <i>n.</i> (通常指有檐的) 帽子	(100)
purple /'pɜ:pl/ <i>adj.</i> 紫色的	(94)	jacket /'dʒækɪt/ <i>n.</i> 夹克衫, 短上衣	(102)
grey /greɪ/ <i>adj.</i> 灰色的	(94)	* feature /'fi:tʃə(r)/ <i>n.</i> 特征	(102)
		dark /dɑ:k/ <i>adj.</i> 昏暗的; 深色的, 暗色的	(102)
		* material /mə'tɪəriəl/ <i>n.</i> 材料	(102)
		* design /dɪ'zam/ <i>n.</i> 设计; 构思	(103)
		model /'mɒdl/ <i>n.</i> 模特; 模型	(103)
		include /ɪn'klud/ <i>vt.</i> 包括, 包含	(103)

Wordlist (in alphabetical order)

注：本表不收录有关指示语、语法讲解、学习技巧和课题(Project)中的生词。括号中所标数字为该词条在本教科书中首次出现时的页码。带*号的单词只要求会读、听得懂，不要求拼写。单词音标以Oxford Advanced Learner's Dictionary (7th Edition)为依据，其中元音有短元音/ɪ/、/ʊ/、/ɪə/、/ʊə/和弱元音/i/、/u/、/iə/、/uə/之分。

A

activity /æk'tɪvəti/ <i>n.</i> 活动	(43)
after class 下课后	(36)
after school 放学后	(8)
after-school <i>adj.</i> 课外的，课后的	(43)
age /eɪdʒ/ <i>n.</i> 年龄	(13)
all kinds of 各种各样的	(38)
all right 行了，好吧	(76)
a.m. /,eɪ 'em/ <i>abbr.</i> 午夜至正午，上午，午前	(38)
among /ə'mʌŋ/ <i>prep.</i> 在…中；在三者或以上 中分配或选择	(94)
another /ə'nʌðə(r)/ <i>det. & pron.</i> 别的；不同的， 又一，另一	(88)
area /'eəriə/ <i>n.</i> 地区	(88)
around /ə'raʊnd/ <i>adv.</i> 到处，向各处 <i>prep.</i> 围绕，在…周围	(32) (64)
as /əz; æz/ <i>prep.</i> 作为，当作	(56)
at night 在夜里	(64)
away /ə'weɪ/ <i>adv.</i> 离开，远离	(40)
far away from 远离	(40)

B

be good at 擅长于	(8)
be interested in 对…感兴趣	(81)
be late for 迟到	(43)
be made of 由…制成	(96)
bean /bi:n/ <i>n.</i> 豆，豆科植物	(76)
because /br'kɒz; br'kəz/ <i>conj.</i> 因为	(57)
beef /bi:f/ <i>n.</i> 牛肉	(69)
best /best/ <i>adv.</i> (well 的最高级) 最，最好地	(30)
<i>n.</i> (前常加 the) 最好的事物或人	(40)
<i>adj.</i> (good 的最高级) 最好的	(44)
all the best 一切顺利，万事如意	(40)
* biology /baɪ'ɒlədʒi/ <i>n.</i> 生物	(31)
blouse /blaʊz/ <i>n.</i> (女子的) 短上衣，衬衫	(93)

bookshop /'bʊkʃɒp/ <i>n.</i> 书店	(81)
* boot /bu:t/ <i>n.</i> 靴子	(94)
borrow /'bɒrəʊ/ <i>vt.</i> 借，借用	(38)
borrow ... from ... 向…借…	(38)
both /bəʊθ/ <i>det. & pron.</i> 两个 (都)	(94)
both ... and ... …和…都；不仅…而且…	(95)
bottle /'bɒtl/ <i>n.</i> 瓶子	(74)
bowl /bəʊl/ <i>n.</i> 碗，盆	(18)
bright /braɪt/ <i>adj.</i> 明亮的	(32)
building /'bɪldɪŋ/ <i>n.</i> 建筑物，房子，楼房	(32)
bus stop <i>n.</i> 公共汽车站	(90)

C

carrot /'kærət/ <i>n.</i> 胡萝卜	(69)
carry /'kæri/ <i>vt.</i> 拿，提，搬	(80)
* carton /'kɑ:tn/ <i>n.</i> 盒	(74)
* CD /,si: 'di:z/ <i>abbr.</i> (= compact disc) 光盘，激光唱片	(81)
celebrate /'selɪbreɪt/ <i>vi. & vt.</i> 庆祝，庆贺	(56)
change /tʃeɪndʒ/ <i>vt. & vi.</i> 改变，变化 <i>n.</i> 零头，找头	(70) (82)
* chat /tʃæt/ <i>vi.</i> 聊天，闲聊	(44)
cheap /tʃi:p/ <i>adj.</i> 便宜的	(82)
chocolate /'tʃɒklət/ <i>n.</i> 巧克力	(69)
Christmas /'krɪsməs/ <i>n.</i> 圣诞节	(57)
classmate /'kla:smet/ <i>n.</i> 同班同学	(8)
classroom /'kla:sru:m; kla:srɒm/ <i>n.</i> 教室	(12)
club /klʌb/ <i>n.</i> 俱乐部	(20)
* cola /'kəʊlə/ <i>n.</i> 可乐饮料	(70)
collect /kə'lekt/ <i>vt.</i> 收集，搜集	(81)
come from 来自	(16)
comfortable /'kʌmfəbl/ <i>adj.</i> 舒适的， 使人舒服的	(94)
computer game <i>n.</i> 电脑游戏	(70)
cool /ku:l/ <i>adj.</i> 酷的，绝妙的	(94)

- cost** /kɒst/ *vt.* 值 (多少钱), 需付费 (82)
- * **cotton** /'kɒtn/ *n.* 棉; 棉织物 (94)
- cup** /kʌp/ *n.* 茶杯, 杯 (74)
- cute** /kju:t/ *adj.* 可爱的; 讨人喜欢的 (13)
- ## D
- dancing** /'dɑ:nsɪŋ/ *n.* 跳舞, 舞蹈 (13)
- dark** /dɑ:k/ *adj.* 昏暗的; 深色的, 暗色的 (102)
- date** /deɪt/ *n.* 日期 (31)
- * **design** /dɪ'zain/ *n.* 设计; 构思 (103)
- diary** /'daɪəri/ *n.* 日记 (34)
- different** /'dɪfrənt/ *adj.* 不同的 (64)
- different from** 与...不同 (84)
- * **dislike** /dɪs'laɪk/ *n.* 不喜爱, 厌恶 (52)
- down** /daʊn/ *prep.* 沿着; 向下 (80)
- drawing** /'drɔ:ɪŋ/ *n.* 画画 (24)
- dream** /dri:m/ *n.* 梦想; 梦 (20)
- dress** /dres/ *vi. & vt.* 穿着, 穿衣 (56)
- dress up** 装扮, 乔装打扮 (56)
- dumpling** /'dʌmplɪŋ/ *n.* 汤团, 饺子 (62)
- rice dumpling** *n.* 粽子 (62)
- ## E
- each** /i:tʃ/ *det. & pron.* 每人, 每个, 每件 (44)
- each other** *pron.* 互相, 彼此 (44)
- * **e-dog** /'ɪrɪdɒg/ *n.* 电子狗 (6)
- else** /els/ *adv.* 另外; 其他 (26)
- * **energy** /'enədʒi/ *n.* 能量 (78)
- enjoy** /m'ɔ:ʒɪ/ *vt.* 享受...的乐趣; 欣赏; 喜爱 (19)
- enough** /ɪ'nʌf/ *det. & pron.* 足够 (的), 充分 (的) (82)
- everyone** /'evriwʌn/ *pron.* 每人, 人人 (16)
- expensive** /ɪk'spensɪv/ *adj.* 昂贵的 (88)
- ## F
- * **fashion** /'fæʃn/ *n.* 时装; 时尚, 风尚 (92)
- * **feature** /'fi:tʃə(r)/ *n.* 特征 (102)
- festival** /'festɪvl/ *n.* 节日 (57)
- few** /fju:/ *det. & pron.* 不多 (的), 少数 (的) (40)
- a few** 一些, 少量 (40)
- find out** 发现 (63)
- * **firework** /'faɪəwɜ:k/ *n.* 烟火, 烟花 (63)
- first** /fɜ:st/ *adv.* 首先 (44)
- fit** /fɪt/ *adj.* 健康的 (70)
- keep fit** 保持健康 (70)
- vi. & vt.* 适合, 合身 (88)
- n.* (尤指衣服) 适合, 合身 (88)
- adj.* 适合的 (100)
- fit for** 适合于 (100)
- free** /fri:/ *adj.* 空闲的 (20)
- from ... to ...** 从...到... (38)
- front** /frʌnt/ *n.* 前面 (32)
- in front of** 在...前面 (32)
- full** /fʊl/ *adj.* 圆的; 满的 (57)
- fun** /fʌn/ *n.* 享乐, 乐趣; 有趣的事 (26)
- ## G
- gate** /geɪt/ *n.* 大门 (31)
- gentleman** /'dʒentlmən/ *n.* (*pl.* **gentlemen**) 先生 (94)
- geography** /dʒi'ɒgrəfi/ *n.* 地理 (31)
- get up** 起床 (38)
- * **ghost** /gəʊst/ *n.* 鬼, 鬼魂 (56)
- gift** /ɡɪft/ *n.* 礼物 (81)
- glad** /glæd/ *adj.* 高兴的 (14)
- glass** /glɑ:s/ *n.* 玻璃杯; 玻璃 (74)
- glasses** /'glɑ:sɪz/ *n.* [复] 眼镜 (16)
- glove** /ɡlʌv/ *n.* 手套 (100)
- go for sth** 去参加 (某项活动或运动), 去从事 (99)
- go swimming** 去游泳 (19)
- go to bed** 去睡觉 (43)
- go to school** 去上学 (38)
- grade** /ɡreɪd/ *n.* 年级 (8)
- grandparent** /'grænpɛərənt/ *n.* 祖父 (母) (62)
- grey** /ɡrei/ *adj.* 灰色的 (94)
- ground** /ɡraʊnd/ *n.* 地, 地面 (32)
- ground floor** *n.* <英> 底层, 一楼 (32)
- = <美> **first floor**
- guess** /ɡes/ *n.* 猜, 猜测 (56)

H

* hair clip	<i>n.</i> 发卡, 发夹	(82)
hall	/hɔ:l/ <i>n.</i> 礼堂, 大厅	(32)
hamburger	/'hæmbɜ:gə(r)/ <i>n.</i> 汉堡包	(68)
hat	/hæt/ <i>n.</i> (通常指有檐的) 帽子	(100)
hate	/heit/ <i>vt.</i> 讨厌; 恨	(80)
have a good time	过得愉快, 玩得高兴	(44)
have breakfast/lunch/dinner		
吃早饭/中饭/晚饭		(42)
have fun	玩得高兴	(42)
have lessons	上课	(43)
health	/helθ/ <i>n.</i> 健康	(69)
hero	/'hɪərəʊ/ <i>n.</i> 偶像; 英雄	(28)
hill	/hɪl/ <i>n.</i> 小山	(42)
history	/'hɪstri/ <i>n.</i> 历史	(31)
hobby	/'hɒbi/ <i>n.</i> 业余爱好	(13)
homework	/'həʊmwɜ:k/ <i>n.</i> 家庭作业	(43)
hope	/həʊp/ <i>vt.</i> 希望	(20)

I

if	/ɪf/ <i>conj.</i> 如果	(58)
important	/ɪm'pɔ:tnt/ <i>adj.</i> 重要的	(66)
in the morning/afternoon/evening		
在上午/下午/晚上		(44)
include	/ɪn'klu:d/ <i>vt.</i> 包括, 包含	(103)
inside	/ɪn'saɪd/ <i>adv.</i> 在里面	(58)
* item	/'aɪtəm/ <i>n.</i> 一件物品; 项目	(87)

J

jacket	/'dʒækɪt/ <i>n.</i> 夹克衫, 短上衣	(102)
* jeans	/dʒi:nz/ <i>n.</i> [复] 牛仔裤	(94)
just	/dʒʌst/ <i>adv.</i> 只是	(42)
just a minute	稍等片刻	(82)

K

keep	/ki:p/ <i>vt.</i> 保持	(68)
kilo	/'ki:ləʊ/ <i>n.</i> (= kilogram) 千克, 公斤	(74)
kind	/kaɪnd/ <i>n.</i> 种类	(38)
all kinds of	各种各样的	(38)
knock	/nɒk/ <i>vi.</i> 敲, 击	(58)

knock on the door 敲门 (58)

L

lady	/'leɪdi/ <i>n.</i> 女士, 夫人	(94)
* lantern	/'læntən/ <i>n.</i> 灯笼, 提灯	(58)
large	/la:dʒ/ <i>adj.</i> 大的; 大型号的	(88)
last	/la:st/ <i>det.</i> 最近的; 上一个的	(82)
lazy	/'leɪzi/ <i>adj.</i> 懒惰的	(92)
learn	/lɜ:n/ <i>vt. & vi.</i> 学, 学习, 学会	(52)
* leather	/'leðə(r)/ <i>n.</i> 皮革	(100)
lemon	/'lemən/ <i>n.</i> 柠檬	(69)
lend	/lend/ <i>vt.</i> 借给	(93)
less	/les/ <i>det. & pron.</i> 较少 (的), 更少 (的)	(75)
let me see	让我想想	(35)
letter	/'letə(r)/ <i>n.</i> 信, 函	(40)
lie	/laɪ/ <i>vi.</i> 躺, 平放	(98)
life	/laɪf/ <i>n.</i> (<i>pl.</i> lives) 生活; 生命	(47)
* lifestyle	/'laɪfstɑɪl/ <i>n.</i> 生活方式	(68)
lion	/'laɪən/ <i>n.</i> 狮子	(63)
lion dance	<i>n.</i> 狮子舞	(63)
look at	看一看	(35)
look for	寻找	(97)
* looks	/lʊks/ <i>n.</i> 相貌, 容貌	(13)
lot	/lɒt/ <i>det. & pron.</i> 许多, 好些	(26)
a lot of (= lots of)	许多; 大量	(26)
lovely	/'lʌvli/ <i>adj.</i> 可爱的; 美丽的; 极好的	(100)
luck	/lʌk/ <i>n.</i> 好运, 幸运	(50)

M

* mall	/mɔ:l/ <i>n.</i> (= shopping mall) 大型购物中心	(80)
* mask	/mɑ:sk/ <i>n.</i> 面具, 面罩	(58)
* master	/'mɑ:stə(r)/ <i>n.</i> 主人; 大师	(6)
match	/mætʃ/ <i>n.</i> 比赛, 竞赛	(28)
	<i>vt. & vi.</i> 与...相配, 般配	(82)
* material	/mə'tɪəriəl/ <i>n.</i> 材料	(102)
maybe	/'meɪbi/ <i>adv.</i> 也许, 可能	(81)
meal	/mi:l/ <i>n.</i> 一餐 (饭)	(70)
meat	/mi:t/ <i>n.</i> (猪、牛、羊等的) 肉	(69)
meeting	/'mi:tɪŋ/ <i>n.</i> 会议; 集会	(31)
member	/'membə(r)/ <i>n.</i> 成员	(20)

menu /'menju:/ <i>n.</i> 菜单	(76)	paper /'peɪpə(r)/ <i>n.</i> 纸	(85)
model /'mɒdl/ <i>n.</i> 模特; 模型	(103)	pardon /'pɑːdn/ <i>excl.</i> (用于请求别人重复)	
modern /'mɒdn/ <i>adj.</i> 现代的; 新式的	(32)	什么, 请再说一遍	(36)
money /'mʌni/ <i>n.</i> 钱	(80)	past /pɑːst/ <i>prep.</i> 晚于	(43)
moon cake /'muːn keɪk/ <i>n.</i> 月饼	(57)	pear /peə(r)/ <i>n.</i> 梨	(70)
more /mɔː(r)/ <i>det. & pron.</i> 更多 (的)	(63)	phone /fəʊn/ <i>n.</i> (= telephone) 电话	(36)
<i>adv.</i> (程度上) 更强, 更多	(76)	on the phone 通电话	(36)
most /məʊst/ <i>det. & pron.</i> 大多数, 大部分	(66)	picnic /'pɪknɪk/ <i>n.</i> 野餐	(50)
<i>adv.</i> (程度上) 最大, 最高	(88)	piece /piːs/ <i>n.</i> 块 (片, 张, 件...)	(74)
museum /mjuː'ziːəm/ <i>n.</i> 博物馆	(50)	a piece of 一块 (片, 张, 件...)	(74)

N

need /niːd/ <i>vt.</i> 需要	(42)	*plate /pleɪt/ <i>n.</i> 盘子	(74)
never /'nevə(r)/ <i>adv.</i> 从不, 绝不	(43)	player /'pleɪə(r)/ <i>n.</i> 运动员	(20)
noon /nuːn/ <i>n.</i> 正午	(68)	p.m. /,piː 'em/ <i>abbr.</i> 下午, 午后	(38)
note /nəʊt/ <i>n.</i> 笔记; 便条	(90)	pocket /'pɒkɪt/ <i>n.</i> 口袋	(88)
number /'nʌmbə(r)/ <i>n.</i> 数, 数量	(76)	pocket money <i>n.</i> 零花钱	(88)

O

o'clock /ə'klɒk/ <i>adv.</i> (表示整点) ...点钟	(31)	point /pɔɪnt/ <i>n.</i> 分数	(76)
of course /,əv 'kɔːs/ 当然	(24)	pool /puːl/ <i>n.</i> 水池, 水塘	(70)
off /ɒf/ <i>adv.</i> 离开, 脱离	(66)	swimming pool <i>n.</i> 游泳池	(70)
let off (= set off) 使 (炸弹等) 爆炸	(66)	poor /pɔː(r); puə(r)/ <i>adj.</i> 贫穷的; 可怜的	(88)
oh /əʊ/ <i>excl.</i> 哦, 啊	(6)	popular /'pɒpjələ(r)/ <i>adj.</i> 受喜爱的, 受欢迎的	(94)
OK /əʊ'keɪ/ <i>adv.</i> (= okay) 好, 对; 不错	(31)	*pork /pɔːk/ <i>n.</i> 猪肉	(69)
on foot 走路, 步行	(40)	practise /'præktɪs/ <i>vi. & vt.</i> <英> 练习; 训练	(44)
once /wʌns/ <i>adv.</i> 一次	(50)	= <美> practice	
only /'əʊnli/ <i>adv.</i> 只, 只有, 仅	(38)	present /'preznt/ <i>n.</i> 礼物	(57)
order /'ɔːdə(r)/ <i>vt. & vi.</i> 点 (菜)	(76)	pretty /'prɪti/ <i>adj.</i> 漂亮的, 俊俏的	(82)
other /'ʌðə(r)/ <i>pron.</i> 另外, 其他	(44)	price /praɪs/ <i>n.</i> 价格, 价钱	(88)
<i>adj.</i> 另外, 其他	(62)	*pumpkin /'pʌmpkɪn/ <i>n.</i> 南瓜	(58)
out /aʊt/ <i>adv.</i> (从...里) 出来, 向外, 外出	(42)	purple /'pɜːpl/ <i>adj.</i> 紫色的	(94)
go out 出去	(42)		
over /'əʊvə(r)/ there 在那边	(12)		

P

*packet /'pækɪt/ <i>n.</i> 小包; (一) 包	(66)		
*red packet <i>n.</i> 红包	(66)		
paint /peɪnt/ <i>vt.</i> 用颜料涂	(58)		
pair /peə(r)/ <i>n.</i> 双, 对, 副	(88)		
a pair of 一双, 一对, 一副	(88)		

Q

quarter /'kwɔːtə(r)/ <i>n.</i> 一刻钟	(43)
question /'kwɛstʃən/ <i>n.</i> 问题	(60)

R

radio /'reɪdiəʊ/ <i>n.</i> 无线电广播 (节目); 收音机	(63)
reading /'riːdɪŋ/ <i>n.</i> 阅读	(8)
reading room <i>n.</i> 阅览室	(38)

ready /'redi/ *adj.* 准备好, 准备完毕 (52)
get ready for sth 为…准备好 (52)
really /'ri:əli; 'rɪəli/ *adv.* (答话时表示感兴趣或惊讶); 的确, 确实 (18)
reason /'ri:zn/ *n.* 原因, 理由 (52)
rest /rest/ *n.* 休息, 歇息 (42)
restaurant /'restrɒnt/ *n.* 饭馆, 饭店 (90)
***roller skating** *n.* 溜旱冰 (48)

S

salt /sɔ:lt/ *n.* 盐 (74)
scarf /skɑ:f/ *n.* (*pl. scarves*) 围巾 (94)
score /skɔ:(r)/ *n.* 得分 (76)
seem /si:m/ *linking v.* 好像, 似乎, 看来 (64)
seldom /'seldəm/ *adv.* 很少, 不常 (42)
shall /ʃəl; ʃæl/ *modal v.* (表示提出或征求建议) (42)
shop /ʃɒp/ *vi.* 购物 (24)
***shopkeeper** /'ʃɒpkɪ:pə(r)/ *n.* 店主, 售货员 (82)
shopping /'ʃɒpɪŋ/ *n.* 购物 (80)
shout /ʃaʊt/ *vt. & vi.* 大声说, 叫, 嚷 (58)
show /ʃəʊ/ *vt.* 引, 带, 领 (32)
show sb around 领某人参观 (32)
n. 演出, 秀 (64)
silk /sɪlk/ *n.* (蚕) 丝; 丝绸 (94)
size /saɪz/ *n.* 尺码; 大小 (88)
***slim** /slɪm/ *adj.* 苗条的 (8)
smart /smɑ:t/ *adj.* 衣着讲究的; 精干的 (94)
smooth /smu:ð/ *adj.* 光滑的, 平坦的 (100)
***snack** /snæk/ *n.* 小吃, 零食 (69)
so /səʊ/ *conj.* 因此, 所以 (30)
adv. 如此, 这么; 非常 (32)
soft /sɒft/ *adj.* 柔软的; 柔和的 (100)
special /'speʃl/ *adj.* 特殊的, 特别的 (58)
spend /spend/ *vt.* 度过 (92)
stamp /stæmp/ *n.* 邮票 (81)
start /stɑ:t/ *vt. & vi.* 开始, 着手 (43)
student /'stju:dnt/ *n.* 学生 (8)
***style** /stɑɪl/ *n.* 风格, 样式 (94)
sugar /'ʃʊgə(r)/ *n.* 食糖; 糖 (70)

sure /ʃʊə(r); ʃɔ:(r)/ *adv.* (口) 当然 (38)
adj. 确知, 肯定, 有把握 (81)
sweet /swi:t/ *n.* <英>糖果; 甜点
= <美> **candy** (69)
swimming /'swɪmɪŋ/ *n.* 游泳 (13)

T

table tennis *n.* 乒乓球 (25)
take /teɪk/ *vt.* 需要…时间, 费时 (38)
take a look 看一看 (82)
take a walk 散步 (75)
take photos 拍照 (64)
talk about/of 谈论 (28)
taste /teɪst/ *linking v.* 有…的味道 (76)
team /ti:m/ *n.* 队; 组 (28)
tennis /'tenɪs/ *n.* 网球 (19)
than /ðən; ðæn/ *prep.* 比 (75)
less than 少于, 小于 (75)
more than 多于, 不仅仅 (75)
thing /θɪŋ/ *n.* 东西, 物品 (62)
think about 考虑 (92)
think of 认为; 考虑 (100)
tie /taɪ/ *n.* 领带 (93)
time /taɪm/ *n.* 次, 回 (18)
together /tə'geðə(r)/ *adv.* 在一起, 共同 (57)
get together 聚会, 联欢 (57)
tooth /tu:θ/ *n.* (*pl. teeth*) 牙齿 (70)
top /tɒp/ *adj.* (位置、级别等) 最高的 (90)
total /'təʊtl/ *adj.* 总的, 总计的, 全部的 (76)
***trainer** /'treɪnə(r)/ *n.* <英>运动鞋 (94)
= <美> **sneaker**
treat /tri:t/ *n.* 招待 (58)
***trick** /trɪk/ *n.* 诡计, 把戏 (58)
***trick** /trɪk/ *or treat* /tri:t/ 不招待, 就使坏 (58)
true /tru:/ *adj.* 真的, 真实的 (20)
come true 变为现实, 成为事实 (20)
try on 试穿, 试试看 (88)
T-shirt /'ti: ʃɜ:t/ *n.* T恤衫, 短袖汗衫 (87)
twice /twɑɪs/ *adv.* 两次 (50)

U

- USA** /ˌjuː es 'eɪ/ *abbr.* (= **United States of America**) 美国 (58)
- usually** /'juːʒʊəli; 'juːʒəli/ *adv.* 通常, 经常 (43)

V

- volleyball** /'vɒlibɔːl/ *n.* 排球 (19)

W

- wait for** 等候 (97)
- wake** /weɪk/ *vi. & vt.* 醒, 醒来; 唤醒 (42)
- wake up** 醒来 (42)
- walking** /'wɔːkɪŋ/ *n.* 散步, 步行 (18)
- wall** /wɔːl/ *n.* 墙 (35)
- wallet** /'wɒlɪt/ *n.* 钱包 (80)
- watermelon** /'wɔːtəmelən/ *n.* 西瓜 (69)
- weekend** /ˌwiːk'end/ *n.* 周末 (24)
- at/on weekends** (= **at/on the weekend**)
在周末 (24)

- well** /wel/ *excl.* (表示同意、犹豫等) 好吧, 那么, 哎呀 (80)
- when** /wen/ *conj.* 当...的时候 (58)
- which** /wɪtʃ/ *pron.* 哪一个 (30)
- whole** /həʊl/ *adj.* 整个的 (78)
- wish** /wɪʃ/ *n.* 希望, 祝愿 (44)
- vt.* 希望, 祝愿 (50)
- *wool** /wʊl/ *n.* 羊毛, 羊绒 (94)
- world** /wɜːld/ *n.* 世界 (52)
- would** /wʊd; wəd; əd/ *modal v.* (表示客气地
建议或邀请) (47)
- would like** (= 'd like) 想, 愿意 (47)
- write to** 写信给 (97)

Y

- you're welcome** 别客气, 不用谢 (81)



Wordlist (Level II)

注：本表所列的为小学阶段的基础词汇。这些单词将不再收录在生词表中。

A

a /ə; eɪ/; **an** /ən; æn/ *art.* 一 (人、事、物)

about /ə'baʊt/ *prep.* 关于

adv. 大约

afraid /ə'freɪd/ *adj.* 害怕；担心，恐怕

after /'ɑ:ftə(r)/ *prep.* 在…之后；在…后面

afternoon /,ɑ:ftə'nu:n/ *n.* 下午，午后

again /ə'geɪn; ə'gem/ *adv.* 又，再，再一次

all /ɔ:l/ *det. & pron.* 全部，所有，全体，一切

adv. 全部地

also /'ɔ:lsəʊ/ *adv.* 也，而且

always /'ɔ:lwerɪz/ *adv.* 总是；一直；永远

and /ænd; ænd/ *conj.* 和，与，又

angry /'æŋɡri/ *adj.* 生气的，愤怒的

animal /'ænɪml/ *n.* 动物

answer /'ɑ:nsə(r)/ *vt. & vi.* 回答，答复

n. 回答，答复，答案

any /'eni/ *det. & pron.* 任何数量；任一

apple /'æpl/ *n.* 苹果

arm /ɑ:m/ *n.* 手臂

art /ɑ:t/ *n.* 艺术，美术 (课)

ask /ɑ:sk/ *vt. & vi.* 问，询问；请求，要求

at /ət; æt/ *prep.* 在 (几点钟)；在 (某处)

aunt /ɑ:nt/ *n.* 伯母；舅母；婶母；姑母；姨母

autumn /'ɔ:təm/ *n.* 秋天，秋季

B

baby /'berbi/ *n.* 婴儿；幼崽

back /bæk/ *adv.* 回 (原处)；向后

bad /bæd/ *adj.* 坏的；有害的，不利的

bag /bæg/ *n.* 书包；手提包；袋子

ball /bɔ:l/ *n.* 球

banana /bə'nɑ:nə/ *n.* 香蕉

basketball /'bɑ:skɪtbɔ:l/ *n.* 篮球

be (is, am, are) /bi; bi:/ *linking v.* 是

bear /beə(r)/ *n.* 熊

beautiful /'bjʊ:tɪfl/ *adj.* 美的，美丽的，美观的

bed /bed/ *n.* 床

before /br'fɔ:(r)/ *prep.* 在…以前；在…前面

begin /br'gɪn/ *vt. & vi.* 开始，着手

behind /br'hænd/ *prep.* 在 (或向) …的后面

beside /br'saɪd/ *prep.* 在…旁边 (或附近)

between /br'twi:n/ *prep.* 在 (两者) 之间；在…中间

big /bɪɡ/ *adj.* 大的

bike /baɪk/ *n.* (= bicycle) 自行车

bird /bɜ:d/ *n.* 鸟

birthday /'bɜ:θdeɪ/ *n.* 生日

black /blæk/ *n. & adj.* 黑色 (的)

blackboard /'blækbɔ:d/ *n.* 黑板

blue /blu:/ *n. & adj.* 蓝色 (的)

boat /bəʊt/ *n.* 小船，小舟

body /'bɒdi/ *n.* 身体

book /bʊk/ *n.* 书；本子

box /bɒks/ *n.* 盒子，箱子

boy /bɔɪ/ *n.* 男孩

bread /bred/ *n.* 面包

breakfast /'brekfəst/ *n.* 早餐

bring /brɪŋ/ *vt.* 带…到某处，带来

brother /'brʌðə(r)/ *n.* 兄；弟

brown /braʊn/ *n. & adj.* 褐色 (的)，棕色 (的)

bus /bʌs/ *n.* 公共汽车

busy /'bɪzi/ *adj.* 忙碌的

but /bʊt; bʌt/ *conj.* 但是，可是

buy /baɪ/ *vt.* 买

by /baɪ/ *prep.* (表示方式)

C

cake /keɪk/ *n.* 蛋糕，糕点；饼

call /kɔ:l/ *n.* 喊，叫；电话，通话

vt. & vi. 称呼；呼唤；喊，叫；打电话

can /kən; kæn/ *modal v.* 可能；能够；可以

candy /'kændi/ *n.* <美>糖果

= <英> **sweet**

cap /kæp/ *n.* (无檐或仅前面有檐的) 帽
car /kɑ:(r)/ *n.* 小汽车, 轿车
card /kɑ:d/ *n.* 卡片; 名片; 纸牌
cat /kæt/ *n.* 猫
chair /tʃeə(r)/ *n.* 椅子
chicken /'tʃɪkɪn/ *n.* 鸡; 鸡肉
child /tʃaɪld/ *n.* (*pl.* **children**) 孩子
China /'tʃaɪnə/ *n.* 中国
Chinese /,tʃaɪ'ni:z/ *n.* 汉语; 中国人
adj. 汉语的; 中国 (人) 的
cinema /'sɪnəmə/ *n.* 电影院
city /'sɪti/ *n.* 市, 城市, 都市
class /kla:s/ *n.* (学校里的) 班; 课
clean /kli:n/ *vt.* 使...干净, 擦干净
adj. 清洁的, 干净的
clever /'klevə(r)/ *adj.* 聪明的, 伶俐的
clock /klɒk/ *n.* 钟
close /kləʊz/ *vt. & vi.* 关, 关闭
clothes /kləʊðz; kləʊz/ *n.* 衣服, 服装
cloudy /'klaʊdi/ *adj.* 多云的, 阴天的
coat /kəʊt/ *n.* 外套
cold /kəʊld/ *adj.* 冷的, 寒的
n. 感冒, 伤风
colour /'kʌlə(r)/ *n.* <英>颜色
= <美> **color**
vt. 给...着色, 涂色
come /kʌm/ *vi.* 来, 来到
computer /kəm'pjʊ:tə(r)/ *n.* 计算机, 电脑
cook /kʊk/ *n.* 厨师
vt. 烹调, 煮
cool /ku:l/ *adj.* 凉的, 凉爽的
cousin /'kʌzn/ *n.* 堂 (表) 兄弟; 堂 (表) 姐妹
cow /kaʊ/ *n.* 奶牛; 母牛
crayon /'kreɪən/ *n.* 蜡笔
cry /kraɪ/ *n.* 叫喊; 哭声
vi. 喊叫; 哭

D

dad /dæd/ *n.* (口语 = **daddy**) 爸爸, 爹爹
dance /dɑ:ns/ *vi. & n.* 跳舞
day /deɪ/ *n.* (一) 天, (一) 日; 白天

dear /dɪə(r)/ *adj.* 亲爱的
desk /desk/ *n.* 书桌, 写字台
difficult /'dɪfɪkəlt/ *adj.* 困难的; 艰难的
dinner /'dɪnə(r)/ *n.* 正餐; 宴会
dirty /'dɜ:ti/ *adj.* 脏的
do /də; du; du:z/ *vt. & aux.* 做, 干; (构成否定句、疑问句的助动词)
doctor /'dɒktə(r)/ *n.* 医生, 大夫
dog /dɒg/ *n.* 狗
door /dɔ:(r)/ *n.* 门
down /daʊn/ *adv.* 向下
draw /drɔ:/ *vt. & vi.* 绘画
dress /dres/ *n.* 连衣裙
drink /drɪŋk/ *n.* 饮料
vt. & vi. 喝, 饮
driver /'draɪvə(r)/ *n.* 司机, 驾驶员
duck /dʌk/ *n.* 鸭子

E

ear /ɪə(r)/ *n.* 耳朵
early /'ɜ:li/ *adj. & adv.* 早的; 早地
easy /'i:zi/ *adj.* 容易的, 不费力的
eat /i:t/ *vt. & vi.* 吃
egg /eg/ *n.* 蛋; 卵
elephant /'elɪfənt/ *n.* 象
email /'i:meɪl/ *n.* 电子邮件
vt. & vi. (给...) 发电子邮件
English /'ɪŋɡlɪʃ/ *n.* 英语
adj. 英语的; 英国 (人) 的
evening /'i:vnɪŋ/ *n.* 傍晚, 晚上
every /'evri/ *det.* 每一, 每个
exercise /'eksəsaɪz/ *n.* 锻炼, 做操; 练习, 习题
vi. & vt. 锻炼
eye /aɪ/ *n.* 眼睛

F

face /feɪs/ *n.* 脸
family /'fæməli/ *n.* 家庭
fan /fæn/ *n.* 风扇
far /fɑ:(r)/ *adj. & adv.* 远的 (地)
farm /fɑ:m/ *n.* 农场; 农庄

farmer /'fɑ:mə(r)/ *n.* 农民
fast /fɑ:st/ *adj. & adv.* 快的（地），迅速的（地）
father /'fɑ:ðə(r)/ *n.* 父亲
favourite /'feɪvərɪt/ *adj. & n.*
 <英> 特别喜爱的（东西）
 = <美> **favorite**
feel /fi:l/ *linking v. & vi.* 感觉，觉得
film /fɪlm/ *n.* 电影；胶卷
find /faɪnd/ *vt.* 找到，发现
fine /faɪn/ *adj.* （身体）健康的；美好的
fish /fɪʃ/ *n.* 鱼；鱼肉
floor /flɔ:(r)/ *n.* 地面，地板；（楼）层
flower /'flaʊə(r)/ *n.* 花
fly /flaɪ/ *vi. & vt.* 飞；飞行；放（风筝等）
food /fu:d/ *n.* 食物，食品
foot /fʊt/ *n.* (*pl.* **feet**) 足，脚
football /'fʊtbɔ:l/ *n.* 足球；足球运动
for /fə(r); fɔ:(r)/ *prep.* 给；为；（表示去向）往
friend /frend/ *n.* 朋友
from /frəm; frɒm/ *prep.* 从…来
fruit /fru:t/ *n.* 水果；果实

G

game /geɪm/ *n.* 游戏；运动；比赛
get /get/ *vt. & linking v.* 得到；到达；变得
girl /gɜ:l/ *n.* 女孩
give /gɪv/ *vt.* 给；交给
go /gəʊ/ *vi.* 去；走
good /ɡʊd/ *adj. & adv.* 好的；好
goodbye /,ɡʊd'baɪ/ *excl.* (= **bye**) 再见，再会
grandfather /'grænfɑ:ðə(r)/ *n.* (= **grandpa**)
 爷爷；外公
grandmother /'grænmʌðə(r)/ *n.* (= **grandma**)
 奶奶；外婆
grass /grɑ:s/ *n.* 草；草地
great /ɡreɪt/ *adj.* 伟大的；重要的
adv. （口）好极了，很好
green /ɡri:n/ *n. & adj.* 绿色（的）

H

hair /heə(r)/ *n.* 头发
half /hɑ:f/ *adj. & n.* 半，一半，半个

hand /hænd/ *n.* 手；指针
happy /'hæpi/ *adj.* 高兴的，快乐的
have /həv; hæv/ *vt.* 有；吃；喝；得到
he /hi; hi:/ *pron.* 他
head /hed/ *n.* 头；头脑
healthy /'helθi/ *adj.* 健康的
hear /hɪə(r)/ *vt. & vi.* 听见，听到；听说
heavy /'hevi/ *adj.* 重的
hello /hə'ləʊ/ *excl.* （打招呼用语）你好，喂
help /help/ *n., vt. & vi.* 帮助，帮忙
her /hə(r); hɜ:(r)/ *pron.* 她（宾格）
det. 她的
here /hɪə(r)/ *adv.* 在这里，向这里
hi /haɪ/ *excl.* （打招呼用语）嗨
high /haɪ/ *adj. & adv.* 高的（地）
him /hɪm/ *pron.* 他（宾格）
his /hɪz/ *det.* 他的
holiday /'hɒlədeɪ/ *n.* 假日；假期
home /həʊm/ *n. & adv.* 家；在家，到家
horse /hɔ:s/ *n.* 马
hospital /'hɒspɪtl/ *n.* 医院
hot /hɒt/ *adj.* 热的
hour /'aʊə(r)/ *n.* 小时
house /haʊs/ *n.* 房子，住宅
how /haʊ/ *adv.* 怎样，如何
hungry /'hʌŋɡri/ *adj.* 饥饿的，挨饿的

I

I /aɪ/ *pron.* 我
ice cream /,aɪs 'kri:m/ *n.* 冰淇淋
idea /aɪ'diə/ *n.* 主意，想法
ill /ɪl/ *adj.* 有病的
in /ɪn/ *prep.* 在…里（内）；
 （表示使用的语言、材料等）
adv. 在家；在里面
interesting /'ɪntrəstɪŋ; 'ɪntrestɪŋ/ *adj.* 有趣的
it /ɪt/ *pron.* 它
its /ɪts/ *det.* 它的

J

juice /dʒu:s/ *n.* 果汁；汁，液

jump /dʒʌmp/ *n.*, *vi.* & *vt.* 跳跃

K

kid /kɪd/ *n.* 小孩

kind /kaɪnd/ *adj.* 友好的；善良的

kitchen /'kɪtʃɪn/ *n.* 厨房

kite /kaɪt/ *n.* 风筝

know /nəʊ/ *vt.* & *vi.* 知道，了解；认识；懂得

L

lake /leɪk/ *n.* 湖

late /leɪt/ *adj.* & *adv.* 晚的（地）；迟的（地）

left /left/ *adj.* 左边的

adv. 向左

n. 左，左边

leg /leg/ *n.* 腿

lesson /'lesn/ *n.* 课

let /let/ *vt.* 让

library /'laɪbrəri; 'laɪbri/ *n.* 图书馆

light /laɪt/ *n.* 灯；光，光亮

adj. 轻的；明亮的；浅色的

like /laɪk/ *vt.* 喜欢

listen /'lɪsn/ *vi.* 听

little /'lɪtl/ *adj.* 小的；幼小的

live /lɪv/ *vi.* & *vt.* 居住；生活；活着

long /lɒŋ/ *adj.* & *adv.* 长的；长久；远

look /lʊk/ *vi.* & *linking v.* 看，瞧；看上去

love /lʌv/ *vt.* & *n.* 喜爱；热爱

lunch /lʌntʃ/ *n.* 午餐，午饭

M

make /meɪk/ *vt.* 制造，做；使得

man /mæn/ *n.* (*pl.* **men**) 男人；人

many /'meni/ *det.* & *pron.* 许多（的）

map /mæp/ *n.* 地图

maths /mæθs/ *n.* (= **mathematics**)

<英> 数学

= <美> **math**

me /mi; mi:/ *pron.* 我（宾格）

meet /mi:t/ *vt.* & *vi.* 遇见；相逢；会面

milk /mɪlk/ *n.* 牛奶；奶，乳汁

minute /'mɪnɪt/ *n.* 分钟；一会儿

Miss /mɪs/ *n.* （用在未婚女子的姓或姓名之前）
小姐，女士

monkey /'mʌŋki/ *n.* 猴子

month /mʌnθ/ *n.* 月，月份

moon /mu:n/ *n.* 月亮，月球

morning /'mɔ:niŋ/ *n.* 早晨，上午

mother /'mʌðə(r)/ *n.* 母亲

mouth /maʊθ/ *n.* 嘴，口

Mr /'mɪstə(r)/ *n.* （用在男子的姓或姓名之前）
先生

Mrs /'mɪsɪz/ *n.* （对已婚女性的称呼，用于其丈夫的姓前）夫人

Ms /mɪz; məz/ *n.* （用在婚姻状况不明的女子的姓或姓名之前）女士

much /mʌtʃ/ *det.* & *pron.* 许多（的），大量（的）
adv. 非常；更加

mum /mʌm/ *n.* <英>（口语）妈妈
= <美> **mom**

music /'mju:zɪk/ *n.* 音乐，乐曲

my /maɪ/ *det.* 我的

N

name /neɪm/ *n.* 名字，名称

near /nɪə(r)/ *prep.* 靠近，在…附近

new /nju:/ *adj.* 新的

next /nekst/ *adv.* 接着，随后；其次
adj. 下一个的；接下来的
n. 下一个

nice /naɪs/ *adj.* 漂亮的，美好的；令人愉快的

night /naɪt/ *n.* 夜，夜晚

no /nəʊ/ *excl.*, *det.* & *n.* 不，不是；没有

noodle /'nu:dl/ *n.* 面条

nose /nəʊz/ *n.* 鼻，鼻子

not /nɒt/ *adv.* 不，没

now /naʊ/ *adv.* 现在

nurse /nɜ:s/ *n.* 护士

O

of /əv; ɒv/ *prep.* 属于（某人）；属于（某物）

often /'ɒfn; 'ɒftən/ *adv.* 经常, 常常
old /əʊld/ *adj.* (多少) 岁; 老的
on /ɒn/ *prep.* 在...上面
open /'əʊpən/ *vt. & vi.* 打开
adj. 开着的, 开口的
or /ɔ:(r)/ *conj.* 或者; 还是
orange /'ɒrɪndʒ/ *n.* 橙子; 柑橘
n. & adj. 橙色 (的)
our /ɑ:(r); 'aʊə(r)/ *det.* 我们的

P

panda /'pændə/ *n.* 熊猫
parent /'peərənt/ *n.* 父亲 (或母亲)
park /pɑ:k/ *n.* 公园
party /'pɑ:ti/ *n.* 聚会, 晚会
PE /pi: 'i:/ *abbr.* (= **physical education**) 体育 (课)
pen /pen/ *n.* 钢笔
pencil /'pensl/ *n.* 铅笔
people /'pi:pl/ *n.* 人, 人们
photo /'fəʊtəʊ/ *n.* (= **photograph**) 照片
picture /'pɪktʃə(r)/ *n.* 图片, 画片; 照片
pig /pɪg/ *n.* 猪
place /pleɪs/ *n.* 地方, 处所
plane /pleɪn/ *n.* 飞机
plant /plɑ:nt/ *vt.* 种植, 播种
n. 植物
play /pleɪ/ *vi. & vt.* 玩; 参加 (体育活动、比赛等); 演奏
playground /'pleɪgraʊnd/ *n.* 操场, 运动场
please /pli:z/ *excl.* (用于客气地请求或吩咐) 请, 请问
police /pə'li:s/ *n.* 警察部门, 警方
potato /pə'tetəʊ/ *n.* 土豆, 马铃薯
pupil /'pju:pl/ *n.* (小) 学生
put /pʊt/ *vt.* 放, 摆

R

rain /rem/ *n.* 雨, 雨水
vt. 下雨
read /ri:d/ *vt. & vi.* 阅读; 朗读
red /red/ *n. & adj.* 红色 (的)

rice /raɪs/ *n.* 米饭; 稻米
right /raɪt/ *adj.* 对的, 正确的; 合适的
adj. 右边的
adv. 向右
n. 右, 右边
river /'rɪvə(r)/ *n.* 江; 河
room /ru:m; rʊm/ *n.* 房间, 室
ruler /'ru:lə(r)/ *n.* 直尺
run /rʌn/ *vi.* 跑, 奔跑

S

sad /sæd/ *adj.* (使人) 悲伤的
say /seɪ/ *vt. & vi.* 说, 讲
school /sku:l/ *n.* 学校
schoolbag /'sku:lbæg/ *n.* 书包
science /'saɪəns/ *n.* 科学, 自然科学
season /'si:zn/ *n.* 季, 季节
see /si:/ *vt. & vi.* 看见; 领会, 理解
she /ʃi; ʃi:/ *pron.* 她
sheep /ʃi:p/ *n.* 绵羊
ship /ʃɪp/ *n.* 船, 轮船
shirt /ʃɜ:t/ *n.* (男式) 衬衫
shoe /ʃu:/ *n.* 鞋
shop /ʃɒp/ *n.* 商店
short /ʃɔ:t/ *adj.* 短的; 矮的
shorts /ʃɔ:ts/ *n.* 短裤, 运动短裤
sing /sɪŋ/ *vt. & vi.* 唱, 唱歌
sister /'sɪstə(r)/ *n.* 姐; 妹
sit /sɪt/ *vi.* 坐
skirt /skɜ:t/ *n.* 女裙
sleep /sli:p/ *vi. & n.* 睡觉
slow /sləʊ/ *adj. & adv.* 缓慢的 (地)
small /smɔ:l/ *adj.* 小的
snow /snəʊ/ *n.* 雪
vi. 下雪
sock /sɒk/ *n.* 短袜
some /səm; sʌm/ *det. & pron.* 一些, 若干; 有些
sometimes /'sʌmtaɪmz/ *adv.* 有时
song /sɒŋ/ *n.* 歌, 歌曲
sorry /'sɒri/ *excl.* (道歉时用) 对不起, 抱歉
soup /su:p/ *n.* 汤

speak /spi:k/ *vi. & vt.* 说, 讲; 谈话; 发言
sport /spɔ:t/ *n.* 体育运动
spring /sprɪŋ/ *n.* 春天, 春季
stand /stænd/ *vi.* 站, 立
star /stɑ:(r)/ *n.* 星, 恒星; 明星
stop /stɒp/ *vi. & vt.* 停止, 阻止
n. 车站
story /'stɔ:ri/ *n.* 故事
street /stri:t/ *n.* 街, 街道
strong /strɒŋ/ *adj.* 强壮的; 强烈的
study /'stʌdi/ *vi., vt. & n.* 学习; 研究
subject /'sʌbdʒɪkt; 'sʌbdʒekt/ *n.* 学科, 科目
summer /'sʌmə(r)/ *n.* 夏天, 夏季
sun /sʌn/ *n.* 太阳; 阳光
sunny /'sʌni/ *adj.* 晴朗的, 阳光充足的
supermarket /'su:pəma:kɪt; 'sju:pəma:kɪt/ *n.* 超市
sweater /'swetə(r)/ *n.* 毛衣, 针织衫
swim /swɪm/ *n. & vi.* 游泳, 游

T

table /'teɪbl/ *n.* 桌子
take /teɪk/ *vt.* 拿; 拿走; 服用
talk /tɔ:k/ *vi. & n.* 谈话, 讲话; 交谈
tall /tɔ:l/ *adj.* 高的
taxi /'tæksi/ *n.* 出租车
tea /ti:/ *n.* 茶; 茶叶
teacher /'ti:tʃə(r)/ *n.* 教师
tell /tel/ *vt.* 告诉; 讲述
thank /θæŋk/ *n. & vt.* 感谢, 谢谢
that /ðæt/ *det. & pron.* 那, 那个
the /ðə; ði; ði:/ *art.* 这 (些), 那 (些)
their /ðeə(r)/ *det.* 他 (她、它) 们的
them /ðəm; ðem/ *pron.* 他 (她、它) 们 (宾格)
then /ðen/ *adv.* 那时; 然后; 那么
there /ðeə(r)/ *adv.* 在那里; 到那里
these /ði:z/ *det. & pron.* 这些
they /ðeɪ/ *pron.* 他 (她、它) 们
thin /θɪn/ *adj.* 瘦的
think /θɪŋk/ *vt. & vi.* 想; 认为; 考虑
this /ðɪs/ *det. & pron.* 这, 这个
those /ðəʊz/ *det. & pron.* 那些

tiger /'taɪgə(r)/ *n.* 老虎
time /taɪm/ *n.* 时间; 钟点
tired /'taɪəd/ *adj.* 疲劳的, 累的
to /tə; tu; tu:/ *prep.* (动词不定式符号, 无词义); 对; 向; 到
today /tə'deɪ/ *adv. & n.* 今天
toilet /'tɔɪlət/ *n.* 卫生间; 抽水马桶
tomato /tə'mɑ:təʊ/ *n.* 西红柿, 番茄
tomorrow /tə'mɒrəʊ/ *adv. & n.* 明天
too /tu:/ *adv.* 也; 太
toy /tɔɪ/ *n.* 玩具
train /treɪn/ *n.* 火车
travel /'trævl/ *vi. & n.* 旅行
tree /tri:/ *n.* 树
trousers /'traʊzəz/ *n.* [复] 裤子
try /traɪ/ *vt., vi. & n.* 试; 试用; 设法; 努力
turn /tɜ:n/ *vt. & vi.* 旋转; 转弯; 转变
TV /'ti: 'vi:/ *n.* (= **television**) 电视机, 电视

U

umbrella /ʌm'brelə/ *n.* 伞
uncle /'ʌŋkl/ *n.* 伯; 舅; 叔; 姑父; 姨父
under /'ʌndə(r)/ *prep.* 在...下面
up /ʌp/ *adv.* 向上
us /əs; ʌs/ *pron.* 我们 (宾格)
use /ju:z/ *vt.* 使用, 利用

V

vegetable /'vedʒtəbl/ *n.* 蔬菜
very /'veri/ *adv.* 很, 非常
visit /'vɪzɪt/ *n. & vt.* 参观, 访问

W

wait /weɪt/ *vi. & vt.* 等, 等候
walk /wɔ:k/ *n. & vi.* 步行; 散步
want /wɒnt/ *vt.* 要, 想要
warm /wɔ:m/ *adj.* 暖和的, 温暖的; 热情的
wash /wɒʃ/ *n. & vt.* 洗涤; 冲洗
watch /wɒtʃ/ *vt.* 观看; 注视
water /'wɔ:tə(r)/ *n.* 水
way /weɪ/ *n.* 路, 道路; 方式

we /wi; wi:/ *pron.* 我们

wear /weə(r)/ *vt.* 穿, 戴

weather /'weðə(r)/ *n.* 天气

week /wi:k/ *n.* 星期, 周

welcome /'welkəm/ *excl., n. & vt.* 欢迎

adj. 受欢迎的

well /wel/ *adj.* 健康的; 好的

adv. 好, 对, 令人满意地; 完全地

what /wɒt/ *pron. & det.* 什么; 多么, 真, 太

when /wen/ *adv.* 什么时候, 何时

where /weə(r)/ *adv.* 在哪里

white /waɪt/ *n. & adj.* 白色 (的)

who /hu:/ *pron.* 谁

whose /hu:z/ *pron.* 谁的

why /waɪ/ *adv.* 为什么

excl. (惊讶、不耐烦等时说) 哎呀, 哟, 嗨

window /'wɪndəʊ/ *n.* 窗户

windy /'wɪndi/ *adj.* 有风的, 多风的

winter /'wɪntə(r)/ *n.* 冬天, 冬季

with /wɪð; wɪθ/ *prep.* 与...在一起; 和; 有;

使用... (工具)

woman /'wʊmən/ *n.* (*pl.* **women**) 妇女, 女人

wonderful /'wʌndəfl/ *adj.* 精彩的, 了不起的

word /wɜ:d/ *n.* 字, 词; 话语, 言语

work /wɜ:k/ *vi. & vt.* 工作, 劳动

worker /'wɜ:kə(r)/ *n.* 工人

worry /'wʌri/ *vi. & vt.* (使) 担心, (使) 担

忧, (使) 发愁

write /raɪt/ *vi. & vt.* 书写; 写作

wrong /rɒŋ/ *adj.* 错误的; 有毛病的

Y

year /jɪə(r); jɜ:(r)/ *n.* 年; 岁

yellow /'jeləʊ/ *n. & adj.* 黄色 (的)

yes /jes/ *excl. & n.* (答话时表示正确或真实)

是的; (表示答应或许可)

yesterday /'jestədeɪ; 'jestədi/ *n. & adv.* 昨天

you /ju; ju:/ *pron.* 你; 你们

young /jʌŋ/ *adj.* 年轻的

your /jɔ:(r)/ *det.* 你的; 你们的

Z

zoo /zu:/ *n.* 动物园

Cardinal numbers

one /wʌn/ *num.* 一

two /tu:/ *num.* 二

three /θri:/ *num.* 三

four /fɔ:(r)/ *num.* 四

five /faɪv/ *num.* 五

six /sɪks/ *num.* 六

seven /'sevn/ *num.* 七

eight /eɪt/ *num.* 八

nine /naɪn/ *num.* 九

ten /ten/ *num.* 十

eleven /ɪ'levn/ *num.* 十一

twelve /twelv/ *num.* 十二

thirteen /,θɜ:'ti:n/ *num.* 十三

fourteen /,fɔ:'ti:n/ *num.* 十四

fifteen /,fɪf'ti:n/ *num.* 十五

sixteen /,sɪks'ti:n/ *num.* 十六

seventeen /,sevn'ti:n/ *num.* 十七

eighteen /,eɪ'ti:n/ *num.* 十八

nineteen /,naɪn'ti:n/ *num.* 十九

twenty /'twenti/ *num.* 二十

thirty /'θɜ:ti/ *num.* 三十

forty /'fɔ:ti/ *num.* 四十

fifty /'fɪfti/ *num.* 五十

sixty /'sɪksti/ *num.* 六十

seventy /'sevnti/ *num.* 七十

eighty /'eɪti/ *num.* 八十

ninety /'naɪnti/ *num.* 九十

Ordinal numbers

first /fɜ:st/ *num.* 第一

second /'sekənd/ *num.* 第二

third /θɜ:d/ *num.* 第三

fourth /fɔ:θ/ *num.* 第四

fifth /fɪfθ/ *num.* 第五

sixth /sɪksθ/ *num.* 第六

seventh /'sevnθ/ *num.* 第七

eighth /eɪθ/ *num.* 第八
ninth /naɪnθ/ *num.* 第九
tenth /tenθ/ *num.* 第十
eleventh /ɪ'levnθ/ *num.* 第十一
twelfth /'twelfθ/ *num.* 第十二
thirteenth /ˌθɜː'tiːnθ/ *num.* 第十三
fourteenth /ˌfɔː'tiːnθ/ *num.* 第十四
fifteenth /ˌfɪf'tiːnθ/ *num.* 第十五
sixteenth /ˌsɪks'tiːnθ/ *num.* 第十六
seventeenth /ˌsevn'tiːnθ/ *num.* 第十七
eighteenth /ˌeɪ'tiːnθ/ *num.* 第十八
nineteenth /ˌnaɪn'tiːnθ/ *num.* 第十九
twentieth /'twentiəθ/ *num.* 第二十
thirtieth /'θɜːtiəθ/ *num.* 第三十
fortieth /'fɔːtiəθ/ *num.* 第四十
fiftieth /'fɪftiəθ/ *num.* 第五十
sixtieth /'sɪkstiəθ/ *num.* 第六十
seventieth /'sevn'tiəθ/ *num.* 第七十
eightieth /'eɪtiəθ/ *num.* 第八十
ninetieth /'naɪntiəθ/ *num.* 第九十

Days of a week

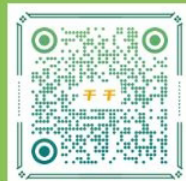
Sunday /'sʌndər; 'sʌndi/ *n.* 星期天
Monday /'mʌndər; 'mʌndi/ *n.* 星期一
Tuesday /'tjuːzder; 'tjuːzdi/ *n.* 星期二
Wednesday /'wenzder; 'wenzdi/ *n.* 星期三
Thursday /'θɜːzder; 'θɜːzdi/ *n.* 星期四
Friday /'fraɪder; 'fraɪdi/ *n.* 星期五
Saturday /'sætəder; 'sætədi/ *n.* 星期六

Months

January /'dʒænjuəri/ *n.* 一月
February /'februəri/ *n.* 二月
March /mɑːtʃ/ *n.* 三月
April /'eɪprəl/ *n.* 四月
May /meɪ/ *n.* 五月
June /dʒuːn/ *n.* 六月
July /dʒuː'laɪ/ *n.* 七月
August /'ɔːgəst/ *n.* 八月
September /sep'tembə(r)/ *n.* 九月
October /'ɒk'təʊbə(r)/ *n.* 十月
November /nəʊ'vembə(r)/ *n.* 十一月
December /dɪ'sembə(r)/ *n.* 十二月

更多资料及加群

请加千千老师微信



Proper nouns

注：括号中所标数字为该词条在本教科书中首次出现时的页码。

Eddie /'edi/	埃迪（男子名，本套教材中是一只狗的名字）	(6)
Hobo /'həʊbəʊ/	霍波（男子名，本套教材中是一只狗的名字）	(6)
Amy /'eɪmi/	埃米（女子名，本套教材中为赵梅的英文名）	(7)
Simon /'saɪmən/	西蒙（男子名，本套教材中为罗桑的英文名）	(7)
Millie /'mɪli/	米莉（女子名，本套教材中为王丽的英文名）	(7)
Kitty /'kɪti/	基蒂（女子名，本套教材中为张珂的英文名）	(7)
Sandy /'sændi/	桑迪（女子名，本套教材中为李珊珊的英文名）	(7)
Daniel /'dænjəl/	丹尼尔（男子名，本套教材中为陈丹的英文名）	(7)
Andy /'ændi/	安迪（男子名）	(14)
David /'deɪvɪd/	戴维（男子名）	(28)
Shirley /'ʃɜːli/	雪莉（女子名）	(38)
Tommy /'tɒmi/	汤米（男子名）	(44)
Joan /dʒəʊn/	琼（女子名）	(46)
Wendy /'wendi/	温迪（女子名）	(58)
Benny /'beni/	班尼（男子名）	(75)
Sunshine /'sʌnʃaɪn/ Middle /'mɪdl/ School	阳光中学	(6)
World /wɜːld/ Cup	世界杯	(20)
Hope /həʊp/ Middle School	希望中学	(40)
China /'tʃaɪnə/	中国	(47)
Moonlight /'muːnlaɪt/ Middle School	月光中学	(49)
Halloween /ˌhæləʊ'iːn/	万圣节前夕	(56)
Monkey King /'mʌŋki kɪŋ/	美猴王，孙悟空	(56)
Christmas /'krɪsməs/	圣诞节	(57)
Chinese New Year	春节 (= Spring Festival)	(57)
Dragon /'dræɡən/ Boat Festival	端午节	(57)
Mid-Autumn /ˌmɪd'ɔːtəm/ Festival	中秋节	(57)
Thanksgiving /ˌθæŋks'ɡɪvɪŋ/ Day	感恩节	(57)
USA /ˌjuː es 'eɪ/	美国 (United States of America)	(58)
Chinatown /'tʃaɪnətaʊn/	中国城	(63)
New York /ˌnjuː 'jɔːk/	纽约	(63)
Spring Festival Gala /'ɡɑːlə/	春节联欢晚会	(66)



绿色印刷产品

ISBN 978-7-5447-2892-8



9 787544 728928 >

定价：8.96 元

审批号：苏费核(2019 年秋季) 第 0211 号 举报电话：12358